



ગ્રામીણ કૃષિ મૌસમ સેવા

હવામાન આગાહી આધારીત કૃષિસલાહ બુલેટીન
ઉત્તર સૌરાષ્ટ્ર ખેત આબોહવાકીય વિભાગ
તા.૦૬-૧૧-૨૦૧૯ થી તા.૧૦-૧૧-૨૦૧૯



(ગ્રામીણ કૃષિ મૌસમ સેવા, સૂકી ખેતી સંશોધન કેન્દ્ર, જી.કૃ.યુ., તરઘડિયા અને ભારત મૌસમ વિભાગ દ્વારા સંપન્ન)

કૃષિહવામાન બુલેટીન નં. ૬૩/૨૦૧૯

પાછલા અઠવાડિયાનું રાજકોટનું હવામાન

હવામાન પરિબલો	
વરસાદ(મી.મી)	8.3
મહત્તમ તાપમાન (સે.ગ્રે)	30.7-34.7
લઘુત્તમ તાપમાન (સે.ગ્રે)	19.2-22.6
ભેજ(%) સવાર	76-88
ભેજ(%) બપોરબાદ	56-69
પવનની ગતિ (કિમી/કલાક)	1.7-5.2

હવામાન આગાહી: પત્રક-૬

ઉત્તરસૌરાષ્ટ્ર ખેત આબોહવાકીય વિભાગ-હવામાન આગાહી

તા.૦૬-૧૧-૨૦૧૯ થી ૧૦-૧૧-૨૦૧૯

કૃષિ સલાહ:

સામાન્ય > ભારત સરકારશ્રીના હવામાન ખાતા તરફથી મળેલ હવામાન માહિતી અનુસાર અત્રેના ગ્રામીણકૃષિ મૌસમ સેવા વિભાગ, જુનાગઢ કૃષિ યુનિવર્સિટી, તરઘડિયા તરફથી જણાવવામાં આવે છે કે, ઉત્તર સૌરાષ્ટ્ર ખેત આબોહવાકીય વિસ્તારના

રાજકોટ: જીલ્લામાં આગામી તા.૦૬-૧૧-૨૦૧૯ થી તા.૧૦-૧૧-૨૦૧૯ દરમિયાન હવામાન ગરમ, ભેજવાળું અને વાદળછાયું રહેશે. તા. ૦૭ ના રોજ ભારે થી અતિભારે અને તા. ૦૮ ના રોજ હળવો વરસાદ થવાની શક્યતા છે. પવનની દિશા પશ્ચિમ, પૂર્વ અને દક્ષિણની રહેવાની અને પવનની ઝડપ ૫ થી ૨૧ કીમી/કલાક રહેવાની શક્યતા છે. આ સમય ગાળામાં મહત્તમ તાપમાન દિવસ દરમિયાન ૩૧-૩૩ ડીગ્રી સેલ્શિયસ જેટલું તેમજ લઘુત્તમ તાપમાન રાત્રી દરમિયાન ૨૧-૨૪ ડીગ્રી સેલ્શિયસ જેટલું રહેવાની સંભાવના છે.

તારીખ	દિવસ-૧	દિવસ-૨	દિવસ-૩	દિવસ-૪	દિવસ-૫
પેરામીટર	૦૬-૧૧-૧૯	૦૭-૧૧-૧૯	૦૮-૧૧-૧૯	૦૯-૧૧-૧૯	૧૦-૧૧-૧૯
વરસાદ(મી.મી)	૦	૭૦	૮	૦	૦
મહત્તમતાપમાન (સે.ગ્રે)	૩૩	૩૨	૩૧	૩૨	૩૧
લઘુત્તમતાપમાન (સે.ગ્રે)	૨૪	૨૩	૨૨	૨૧	૨૨
વાદળનીસ્થિતિ(ઓકટા)	૭	૮	૨	૦	૧

મહત્તમભેજ(%) સવાર	71	71	68	59	61
લઘુત્તમભેજ (%) બપોરબાદ	40	41	45	29	32
પવનનીગતિ(કિમી/કલાક)	5	21	8	9	8
પવનનીદિશા(ડીગ્રી)	252	71	194	68	85

મોરબી : જીલ્લામાં આગામી તા.૦૬-૧૧-૨૦૧૯ થી તા.૧૦-૧૧-૨૦૧૯ દરમ્યાન હવામાન ગરમ, ભેજવાળું અને વાદળછાયું રહેશે. તા. ૦૭ થી ૦૮ ના રોજ મધ્યમ થી ભારે વરસાદ થવાની શક્યતા છે. પવનની દિશા નૈઋત્ય, અગ્નિ, વાયવ્ય, ઈશાન અને પૂર્વની રહેવાની અને પવનની ઝડપ ૩ થી ૯ કીમી/કલાક રહેવાની શક્યતા છે. આ સમય ગાળામાં મહત્તમ તાપમાન દિવસ દરમ્યાન ૩૧-૩૩ ડીગ્રી સેલ્શીયસ જેટલું તેમજ લઘુત્તમ તાપમાન રાત્રી દરમ્યાન ૨૧-૨૪ ડીગ્રી સેલ્શીયસ જેટલું રહેવાની સંભાવના છે.

તારીખ	દિવસ-૧	દિવસ-૨	દિવસ-૩	દિવસ-૪	દિવસ-૫
પેરામીટર	૦૬-૧૧-૧૯	૦૭-૧૧-૧૯	૦૮-૧૧-૧૯	૦૯-૧૧-૧૯	૧૦-૧૧-૧૯
વરસાદ(મી.મી)	0	22	56	0	0
મહત્તમતાપમાન (સે.ગ્રે)	33	32	31	32	31
લઘુત્તમતાપમાન (સે.ગ્રે)	24	23	22	21	22
વાદળનીસ્થિતિ(ઓકટા)	7	7	5	0	0
મહત્તમભેજ(%) સવાર	70	75	91	81	76
લઘુત્તમભેજ (%) બપોરબાદ	43	45	67	52	52
પવનનીગતિ(કિમી/કલાક)	6	3	6	9	7
પવનનીદિશા(ડીગ્રી)	211	153	298	47	69

જામનગર: જીલ્લામાં આગામી તા.૦૬-૧૧-૨૦૧૯ થી તા.૧૦-૧૧-૨૦૧૯ દરમ્યાન હવામાન ગરમ, ભેજવાળું અને વાદળછાયું રહેશે. તા. ૦૬ થી ૦૭ ના રોજ હળવો વરસાદ થવાની શક્યતા છે. પવનની દિશા દક્ષિણ, પશ્ચિમ, પૂર્વ અને ઈશાનની રહેવાની અને પવનની ઝડપ ૫ થી ૨૧ કીમી/કલાક રહેવાની શક્યતા છે. આ સમય ગાળામાં મહત્તમ તાપમાન દિવસ દરમ્યાન ૩૪-૩૫ ડીગ્રી સેલ્શીયસ જેટલું તેમજ લઘુત્તમ તાપમાન રાત્રી દરમ્યાન ૨૧-૨૩ ડીગ્રી સેલ્શીયસ જેટલું રહેવાની સંભાવના છે.

તારીખ	દિવસ-૧	દિવસ-૨	દિવસ-૩	દિવસ-૪	દિવસ-૫
પેરામીટર	૦૬-૧૧-૧૯	૦૭-૧૧-૧૯	૦૮-૧૧-૧૯	૦૯-૧૧-૧૯	૧૦-૧૧-૧૯
વરસાદ(મી.મી)	10	7	0	0	0
મહત્તમતાપમાન (સે.ગ્રે)	34	34	35	35	34
લઘુત્તમતાપમાન (સે.ગ્રે)	23	23	22	21	22
વાદળનીસ્થિતિ(ઓકટા)	8	8	1	0	1
મહત્તમભેજ(%) સવાર	75	71	65	56	60
લઘુત્તમભેજ (%) બપોરબાદ	54	54	44	37	39
પવનનીગતિ(કિમી/કલાક)	5	21	19	19	13
પવનનીદિશા(ડીગ્રી)	185	253	89	30	70

દેવભૂમિ દ્વારકા: જીલ્લામાં આગામી તા.૦૬-૧૧-૨૦૧૯ થી તા.૧૦-૧૧-૨૦૧૯ દરમ્યાન હવામાન ગરમ,

ભેજવાળું અને વાદળછાયું રહેશે. તા. ૦૬ થી ૦૮ ના રોજ હળવો થી મધ્યમ વરસાદ થવાની શક્યતા છે. પવનની દિશા અગ્નિ, ઉત્તર, ઈશાન અને પૂર્વની રહેવાની અને પવનની ઝડપ ૫ થી ૨૨ કીમી/કલાક રહેવાની શક્યતા છે. આ સમય ગાળામાં મહત્તમ તાપમાન દિવસ દરમ્યાન ૩૨-૩૩ ડીગ્રી સેલ્શીયસ જેટલું તેમજ લઘુત્તમ તાપમાન રાત્રી દરમ્યાન ૨૩-૨૫ ડીગ્રી સેલ્શીયસ જેટલું રહેવાની સંભાવના છે.

તારીખ	દિવસ-૧	દિવસ-૨	દિવસ-૩	દિવસ-૪	દિવસ-૫
પેરામીટર	૦૬-૧૧-૧૯	૦૭-૧૧-૧૯	૦૮-૧૧-૧૯	૦૯-૧૧-૧૯	૧૦-૧૧-૧૯
વરસાદ(મી.મી)	10	20	10	0	0
મહત્તમતાપમાન (સે.ગ્રે)	32	32	33	33	32
લઘુત્તમતાપમાન (સે.ગ્રે)	25	25	24	23	24
વાદળનીસ્થિતિ(ઓકટા)	8	8	1	0	0
મહત્તમભેજ(%) સવાર	76	71	65	57	59
લઘુત્તમભેજ (%) બપોરબાદ	56	54	39	35	37
પવનનીગતિ(કિમી/કલાક)	5	22	19	18	11
પવનનીદિશા(ડીગ્રી)	141	348	19	26	72


અમરેલી: જીલ્લામાં આગામી તા.૦૬-૧૧-૨૦૧૯ થી તા.૧૦-૧૧-૨૦૧૯ દરમ્યાન હવામાન ગરમ, ભેજવાળું અને વાદળછાયું રહેશે. તા. ૦૭ ના રોજ ભારે થી ભારે અને તા. ૦૮ ના રોજ મધ્યમ વરસાદ થવાની શક્યતા છે. પવનની દિશા પશ્ચિમ, અગ્નિ, નૈઋત્ય અને પૂર્વની રહેવાની અને પવનની ઝડપ ૫ થી ૪૩ કીમી/કલાક રહેની શક્યતા છે. આ સમય ગાળામાં મહત્તમ તાપમાન દિવસ દરમ્યાન ૩૧-૩૪ ડીગ્રી સેલ્શીયસ જેટલું તેમજ લઘુત્તમ તાપમાન રાત્રી દરમ્યાન ૨૧-૨૩ ડીગ્રી સેલ્શીયસ જેટલું રહેવાની સંભાવના છે.

તારીખ	દિવસ-૧	દિવસ-૨	દિવસ-૩	દિવસ-૪	દિવસ-૫
પેરામીટર	૦૬-૧૧-૧૯	૦૭-૧૧-૧૯	૦૮-૧૧-૧૯	૦૯-૧૧-૧૯	૧૦-૧૧-૧૯
વરસાદ(મી.મી)	0	96	17	0	0
મહત્તમતાપમાન (સે.ગ્રે)	34	33	31	32	32
લઘુત્તમતાપમાન (સે.ગ્રે)	23	22	21	21	21
વાદળનીસ્થિતિ(ઓકટા)	7	8	3	0	1
મહત્તમભેજ(%) સવાર	70	83	80	67	68
લઘુત્તમભેજ(%) બપોરબાદ	40	44	53	38	42
પવનનીગતિ(કિમી/કલાક)	6	43	5	6	9
પવનનીદિશા(ડીગ્રી)	249	143	255	243	81

સુરેન્દ્રનગર: જીલ્લામાં આગામી તા.૦૬-૧૧-૨૦૧૯ થી તા.૧૦-૧૧-૨૦૧૯ દરમ્યાન હવામાન ગરમ, ભેજવાળું અને વાદળછાયું રહેશે. તા. ૦૭ થી ૦૮ ના રોજ મધ્યમ થી ભારે વરસાદ થવાની શક્યતા છે. પવનની દિશા નૈઋત્ય, પૂર્વ અને દક્ષિણની રહેવાની અને પવનની ઝડપ ૫ થી ૧૫ કીમી/કલાક રહેવાની શક્યતા છે. આ સમય ગાળામાં મહત્તમ તાપમાન દિવસ દરમ્યાન ૩૧-૩૩ ડીગ્રી સેલ્શીયસ જેટલું તેમજ લઘુત્તમ તાપમાન રાત્રી દરમ્યાન ૨૧-૨૪ ડીગ્રી સેલ્શીયસ જેટલું રહેવાની સંભાવના છે.





તારીખ	દિવસ-૧	દિવસ-૨	દિવસ-૩	દિવસ-૪	દિવસ-૫
પેરામીટર	૦૬-૧૧-૧૯	૦૭-૧૧-૧૯	૦૮-૧૧-૧૯	૦૯-૧૧-૧૯	૧૦-૧૧-૧૯
વરસાદ(મી.મી)	૦	૪૪	૧૪	૦	૦
મહત્તમતાપમાન (સે.ગ્રે)	૩૩	૩૨	૩૧	૩૨	૩૧
લઘુતમતાપમાન (સે.ગ્રે)	૨૪	૨૩	૨૨	૨૧	૨૨
વાદળનીસ્થિતિ(ઓકટા)	૭	૮	૨	૦	૦
મહત્તમભેજ(%) સવાર	૬૬	૬૮	૭૨	૬૫	૬૬
લઘુતમભેજ(%) બપોરબાદ	૪૩	૪૪	૫૨	૩૫	૩૮
પવનનીગતિ(કિમી/કલાક)	૫	૧૫	૬	૧૫	૯
પવનનીદિશા(ડીગ્રી)	૨૨૬	૬૯	૧૯૭	૮૧	૮૩


- ૦૬ થી ૧૦-નવેમ્બર-૨૦૧૯ હવામાન ગરમ, ભેજવાળું અને વાદળછાયું રહેશે. રાજકોટ જિલ્લામાં તા. ૦૭ ના રોજ ભારે થી અતિભારે અને તા. ૦૮ ના રોજ હળવો વરસાદ થવાની શક્યતા છે, મોરબી જિલ્લામાં તા. ૦૭ થી ૦૮ ના રોજ મધ્યમ થી ભારે વરસાદ થવાની શક્યતા છે, જામનગર જિલ્લામાં તા. ૦૬ થી ૦૭ ના રોજ હળવો વરસાદ થવાની શક્યતા છે, દેવભૂમિ દ્વારકા જિલ્લામાં તા. ૦૬ થી ૦૮ ના રોજ હળવો થી મધ્યમ વરસાદ થવાની શક્યતા છે, અમરેલી જિલ્લામાં તા. ૦૭ ના રોજ ભારે થી ભારે અને તા. ૦૮ ના રોજ મધ્યમ વરસાદ થવાની શક્યતા છે અને સુરેન્દ્રનગર જિલ્લામાં તા. ૦૭ થી ૦૮ ના રોજ મધ્યમ થી ભારે વરસાદ થવાની શક્યતા છે. પવનની દિશા પશ્ચિમ , પૂર્વ, નૈઋત્ય, ઈશાન અને અગ્નિની મોટાભાગે રહેવાની અને પવનની ઝડપ ૩ થી ૪૩ કીમી/કલાક રહેવાની શક્યતા છે. આ સમયગાળામાં મહત્તમ તાપમાન દિવસ દરમ્યાન ૩૧-૩૫ ડીગ્રી સેલ્શીયસ જેટલું તેમજ લઘુત્તમ તાપમાન રાત્રી દરમ્યાન ૨૧-૨૫ ડીગ્રી સેલ્શીયસ જેટલું રહેવાની સંભાવના છે.
- ચક્રવાતી તોફાન “મહા” ને કારણે હળવાથી મધ્યમ વરસાદની શક્યતા હોય ખેડૂતોએ કપાસની વીણી કરી લેવી અને મગફળીના ખાંડાની કામગીરી પૂર્ણ કરવી અને ખેત ઉત્પાદન સલામત સ્થળે રાખવું.
- જીવાતોના નિયંત્રણ માટે પ્રકાશ પિંજર મુકવા. પ્રકાશ પિંજરના બલ્બ નીચે પાણીથી ભરેલ ટમ્બલર (વાસણ) માં રોગર દવા અથવા કેરોસીન નાખવું જેથી જીવાતના ફૂદા પ્રકાશમાં આકર્ષાયને મૃત્યુ પામે.
- ચોમાસું પાકો (કઠોળ, તલ અને બાજરી)ની કાપણી થય ગયેલ હોય ત્યાં શિયાળુ પાકો જેવા કે લસણ, ચણા, રાયડા અને જુવારના પાકના વાવેતર માટે જમીનની તૈયારી કરવી અને પિયતની ઉપલબ્ધતા મુજબ વાવેતર કરવું.

મુખ્ય પાક	પાક અવસ્થા	રોગ/જીવાત/જાત	કૃષિ સલાહ (૧૦ લીટરપાણીમાં મિશ્ર કરી ભલામણ કરેલ દવા છાંટવી)
લસણ	વાવેતર 	ગુજરાત લસણ-૫, યમુના સફેદ-૩ (જી-૨૮૨) અથવા સ્થાનિક	પાયામાં ૨૫ કી.ગ્રા. નાઈટ્રોજન, ૫૦ કી.ગ્રા. ફોસ્ફોરસ, ૫૦ કી.ગ્રા. પોટાશ અને ૨૫૦ કી.ગ્રા. એરંડીનો ખોળ પ્રતિ હેક્ટર મુજબ આપી વાવણી કરવી.

		જાત	
ચણા	વાવેતર	ગુજરાત ચણા-૨, ગુજરાત જુનાગઢ ચણા-૩	પાયામાં ૨૦ કી.ગ્રા. નાઈટ્રોજન, ૪૦ કી.ગ્રા. ફોસ્ફોરસ, પ્રતિ હેક્ટર મુજબ આપી ચણાની વાવણી કરવી. વાવેતર વખતે ચણાના બીજને ૨૫૦ ગ્રામ રાઈઝોબીયમ કલ્ચરનો પ્રતિ ૧૦ કી.ગ્રા. મુજબ પટ આપવો
રાયડો	વાવેતર	રાય વરુણા અને ગુજરાત -૩	પાયામાં ૩૦ કી.ગ્રા. નાઈટ્રોજન, ૩૦ કી.ગ્રા. ફોસ્ફોરસ, પ્રતિ હેક્ટર મુજબ આપી રાયડાની વાવણી કરવી.
કપાસ	ફૂલ / જીન્ડવા	તડતડીયા અને સફેદ માખી પાનના ટપકા ગુલાબી ઈયળ	<ul style="list-style-type: none"> ➤ કપાસમાં તડતડીયા અને સફેદ માખીના નિયંત્રણ માટે લીંબોળીનું તેલ ૫૦ મિલિ અથવા લીંબોળીના મીંજનું ૫ ટકા અર્કનું દ્રાવણ ૫૦૦ મીલી અને ડાયકેન્ટાયુરોન ૫૦ ટકા વે.પા. ટકા ૧૬ ગ્રામ પ્રતિ ૧૦ લીટર પાણીમાં નાખીને છંટકાવ કરવો. ➤ કપાસમાં ચુરીયા અને એમોનિયમ સલ્ફેટ અને મ્યુરેટ ઓફ પોટાશ દરેક ૩૦ કી.ગ્રા./હે. પુરતી ખાતર તરીકે આપવું. ➤ કપાસમાં સતત વરસાદી હવામાને કારણે પાન ટપકા રોગનો ઉપદ્રવ વધે નહિ તે માટે મેન્કોઝેબ ૨૭ ગ્રામ અથવા હેક્ઝાકોનાઝોલ ૧૫ મિલી પ્રતિ ૧૦ લીટર પાણીમાં નાખીને છંટકાવ કરવો. ➤ કપાસમાં ગુલાબી ઈયળના નર કુદાને એકત્રીત કરવા માટે હેક્ટરે ૪૦ ની સંખ્યામાં ફેરોમેન ટ્રેપ ગોઠવવાથી ઈયળોનું શરૂઆતની અવસ્થાથી જ નિયંત્રણ કરી શકાય. કપાસમાં ગુલાબી ઈયળથી નુકશાન પામેલ ફૂલ અને ચાપવા તોડીને જમીનમાં દાટી દેવા. વધુ નુકશાન હોય તો પ્રોફેનોફોસ ૫૦% ઇ.સી. ૨૦ મી.લી. અથવા સાયપરમેથ્રીન ૧૦ મિલી બીવેરીયા બાસીઆના ફૂગનો પાઉડર ૪૦ ગ્રામ ૧૦ લીટર પાણીમાં મિશ્ર કરી છંટકાવ કરવો.
દિવેલા	વૃદ્ધિ/કુલ	લીલી પોપટી, સફેદ માખી ઘોડિયા અને લશ્કરી	<ul style="list-style-type: none"> ➤ સફેદ માખી અને લીલી પોપટીનો વધુ ઉપદ્રવ જોવા મળે છે. જેના નિયંત્રણ માટે એસીટામાપ્રીડ ૨૦ ટકા ૫ ગ્રામ અને ઈમીડાકલોપ્રીડ ૩૦.૫ % ૩ મિલી સાથે લીંબોળીનું તેલ ૫૦ મીલી અથવા લીંબોળીના મીંજનું ૫ ટકા અર્કનું દ્રાવણ ૫૦૦ મીલી/૧૦ લિટર પાણીમાં મિશ્ર કરી છંટકાવ કરવો. ➤ ઘોડિયા અને લશ્કરી ઈયળના નિયંત્રણ માટે ક્લોરોપાયરીફોસ ૨૫ મિલી/૧૦ લીટર પાણીમાં મિશ્ર કરી છંટકાવ કરવો.
ચોમાસું ડુંગળી	વૃદ્ધિ	પાનનો સુકારો	<ul style="list-style-type: none"> ➤ ચોમાસું ડુંગળીના પાકમાં પાનનાં સુકારાના નિયંત્રણ માટે મેન્કોઝેબ ૪૦ ગ્રામ અથવા હેક્ઝાકોનાઝોલ ૨૦ મિલી ૧ પમ્પમાં નાખીને ૧૦ દિવસના અંતરે ૩ છંટકાવ કરવા.

			<p>➤ નાઈટ્રોજન યુક્ત એમોનિયમ સલ્ફેટ ખાતરનો પુરતી ડોઝ 30 કીલો ગ્રામ પ્રતિ હે. આપવો.</p>
ભીંડા	ફૂલ/ફળ	<p>તડતડીયા અને સફેદ માખી</p> <p>શીગ કોરી ખાનાર ઈયળ</p> <p>પાન કથીરી</p>	<p>➤ ભીંડામાં તડતડીયા અને સફેદ માખીના નિયંત્રણ માટે લીંબોળીનું તેલ ૫૦ મિલિ અથવા લીંબોળીના મીંજનું ૫ ટકા અર્કનું દ્રાવણ ૫૦૦ મીલી અને ડાયકેન્ટાયુરોન ૫૦ ટકા વે.પા. ટકા ૧૬ ગ્રામ અથવા દ્રાયઝોફોસ ૪૦ ઈસી ૨૫ મિ.લી. દવાને ૧૦ લીટર પાણીમાં મિશ્ર કરીને છંટકાવ કરવો.</p> <p>➤ તેના ફળ અને ડોકા કોરી ખાનાર ઈયળનો ઉપદ્રવ વધુ હોય તો સ્પીનોસાડ ૩ મિલી /૧૦ લીટર પાણીમા ઓગાળી છંટકાવ કરવો.</p> <p>➤ જો પાનકથીરીનો ઉપદ્રવ હોય તો ઇથીઓન ૩૦ મિલી પ્રતિ પંપ છંટકાવ કરવો.</p> <p>ભીંડાની વીણી બાદ પ્રતિ એકરે ૫-૭ કી.ગ્રા. યુરિઆ ખાતર આપવું.</p>
તુરીયા, દૂધી, ગલકા, કારેલા, કાકડી	ફૂલ/ફળ	<p>તડતડીયા અને સફેદ માખી</p> <p>ફળ માખી</p> <p>કથીરી</p> <p>તળછારો</p>	<p>➤ તડતડીયા અને સફેદ માખીના નિયંત્રણ માટે લીંબોળીનું તેલ ૫૦ મિલિ અથવા લીંબોળીના મીંજનું ૫ ટકા અર્કનું દ્રાવણ ૫૦૦ મીલી અને ડાયકેન્ટાયુરોન ૫૦ ટકા વે.પા. ટકા ૧૬ ગ્રામ અથવા દ્રાયઝોફોસ ૪૦ ઈસી ૨૫ મિ.લી. દવાને ૧૦ લીટર પાણીમાં મિશ્ર કરીને છંટકાવ કરવો.</p> <p>➤ વેલાવાળા શાકભાજીમાં ફળમાખીના નિયંત્રણ માટે વાદળછાયું વાતાવરણ ના હોય ત્યારે રોગર ૧૦ મિલી + ૧૦૦ ગ્રામ ગોળ અથવા ખાંડ ૧૦ લીટર પાણીમાં હેક્ટરે ૫૦ લીટર પાણી જાય એ રીતે છંટકાવ કરવો.</p> <p>➤ જો પાનકથીરીનો ઉપદ્રવ હોય તો ઇથીઓન ૩૦ મિલી પ્રતિ પંપ છંટકાવ કરવો.</p> <p>➤ મેન્કોઝેબ ૨૭ ગ્રામ અથવા ક્લોરોથેલોનીલ ૨૭ ગ્રામ અથવા ફોઝેટાઈલ ૨૦ ગ્રામના ૧૫ દિવસના અંતરે ત્રણ છંટકાવ કરવા.</p>
રીંગણી અને ટમેટી	ફૂલ/ફળ	<p>તડતડીયા અને સફેદ માખી</p> <p>ડુંખ અને ફળ કોરી ખાનાર</p>	<p>➤ તડતડીયા અને સફેદ માખીના નિયંત્રણ માટે લીંબોળીનું તેલ ૫૦ મિલિ અથવા લીંબોળીના મીંજનું ૫ ટકા અર્કનું દ્રાવણ ૫૦૦ મીલી અને ડાયકેન્ટાયુરોન ૫૦ ટકા વે.પા. ટકા ૧૬ ગ્રામ અથવા દ્રાયઝોફોસ ૪૦ ઈસી ૨૫ મિ.લી. દવાને ૧૦ લીટર પાણીમાં મિશ્ર કરીને છંટકાવ કરવો.</p> <p>➤ ફળ અને ડોકાની ઈયળોનો ઉપદ્રવ હોય તો નુકશાન પામેલ ફળ અને ડોકા તોડીને જમીનમાં દાંટી દેવા અને</p>

		ઈયળ પાન કથીરી	ક્લોરોનટ્રાનીલીપ્રોલ ૧૮.૫ એસ.સી (રીનાક્ષીપાયર) દવા ૩ મિલી અથવા ડીડીવીપી ૭૬ ઈસી ૧૦ લીટર પાણીમાં મિશ્ર કરીને છંટકાવ કરવો. ➤ જો પાનકથીરીનો ઉપદ્રવ હોય તો ઇથીઓન ૩૦ મિલી પ્રતિ પંપ છંટકાવ કરવો.
મરચી	ફૂલ	પાનની કુક્કડ- થ્રીપ્સ→  પાનની કુક્કડ- 	ટ્રાયઝોફોસ ૪૦ ઈ.સી. ૨૦ મી.લી. અથવા એસીટેમાપ્રીડ ૨૦ ટકા ૫ ગ્રામ અથવા પ્રોફેનોફોસ ૨૦ મી.લી. અને લીંબોળીનું તેલ ૫૦ મીલી અથવા લીંબોળીના મીંજનું ૫ ટકા અર્કનું દ્રાવણ ૫૦૦ મીલી ૧૦ લી. પાણીમાં મિશ્ર કરી છંટકાવ કરવો. વાયરસના કારણે પીળા થઈ કુક્કડાય ગયેલ છોડ ઉપાડી તેનો જમીનમાં દાટી નાશ કરવો. ત્યાં સફેદ માખીથી ફેલાતો હોવાથી તેના નિયંત્રણ માટે હોસ્ટાથીયોન દવા ૨૦ મી.લી./૧૦ લી. પાણીમાં મિશ્ર કરી છંટકાવ કરવો.
લીંબુ	ફળનો વિકાસ	પાન કથીરી  સાયલા અને થ્રીપ્સ	લીંબુના બગીચામાં પાન કથીરીનો ઉપદ્રવ વધુ હોય તો તેના નિયંત્રણ માટે પ્રોપરગાઈટ દવા ૧૦ મિલી ૧૦ લીટર પાણીમાં મિશ્ર કરી છંટકાવ કરવો. તેના નિયંત્રણ માટે ઇમીડાક્લોપ્રીડ ૩૦.૫ ટકા ૫ મીલી અને લીંબોળીનું તેલ ૫૦ મીલી અથવા લીંબોળીના મીંજનું ૫ ટકા અર્કનું દ્રાવણ ૫૦૦ મીલી/૧૦ લિટર પાણીમાં મિશ્ર કરી છંટકાવ કરવો. વધુ ઉપદ્રવ હોય તો ટ્રાયઝોફોસ ૪૦ ટકા ૨૦/૧૦ લિટર પાણીમાં મિશ્ર કરી છંટકાવ કરવો. 
		બદામી ટપકાં	બદામી ટપકાના નિયંત્રણ માટે કોપર

		<p>પાનકોરીયુ હસ્ત બહાર</p>	<p>ઓક્ઝીક્લોરાઈડ ૪૦ ગ્રામ અને ૧.૫ ગ્રામ સ્ટ્રેપ્ટોસાયક્લીનના બે છંટકાવ ૧૫ દિવસના ગળે કરવા.</p> <p>પાનકોરીયુના નિયંત્રણ માટે ડીડીવીપી ૧૦ મી.લી. ૧૦ લિટર પાણીમાં મિશ્ર કરીને છાંટવી.</p> <p>લીંબુના પાકમાં ઉનાળામાં વધુ ફળ લેવા માટે વરસાદની ઋતુ પછી વાડીને ૧૦-થી-૧૫ સે.મી. ઊંડાઈ સુધી ગોડ કરી ઝીણી મૂળ ઝાળ કાપી નાખવી અને પાંદડા ખરવા માંડે પછી પુખ્ત ઝાડ દીઠ ૫૦ કી.ગ્રા. છાણીયું ખાતર, યુરિઆ ૩૦૦ ગ્રામ, એમોનિયમ સલ્ફેટ ૫૦૦ ગ્રામ, ડી.એ.પી. ૧.૫ કી.ગ્રા. અને મ્યુરેટ ઓફ પોટાશ ૩૦૦ ગ્રામ આપી પિયત આપવું.</p>
<p>પશુ/ મરઘા</p> 			<p>દુધાળા પશુના આઉને ઝીંક ઓક્સાઈડ અથવા બોરીક પાવડર થી બરાબર સાફ કરવું. તેમજ ઈતરડીના નિયંત્રણ માટે ડેલ્ટામેથ્રીન અથવા એમીટ્રાલ ૨ મી.લી. એક લીટર પાણીમાં નાખીને છાંટવી. પશુઓમાં ખરવા મોવાના રોગનું રસીકરણ કરાવવું. ઉછરતા પશુઓમાં કરમીયાની ગોળી આપવી. પશુને ૬ થી ૮ કી.ગ્રા. સુકો અને ૧૫ થી ૨૦ કી.ગ્રા. લીલો ચારો આપવો. ચોમાસા દરમ્યાન પશુઓના રહેઠાણની જગ્યાની વ્યવસ્થિત સફાઈ રાખવી અને માખીઓના ઉપદ્રવથી બચવા ફિનાઈલ છાંટવું. દુધાળા પશુઓને પ્રતિ લીટર દુધની ઊપજ હોય તેમને નિયમિત ૧ કી.ગ્રા. ફીડ + ૫૦ ગ્રામ ખનીજ તત્ત્વોનું મિશ્રણ આપવું.</p>

જુક્યુ/ટેકનિકલ ઓફિસર.(સુખે)/એગ્રોમેટ/બુલેટીન/ /૨૦૧૯
તરઘડિયા(રાજકોટ), તારીખ: ૦૫/૧૧/૨૦૧૯.

પ્રતિ,
તંત્રીશ્રી/ડાયરેક્ટરશ્રી,
રાજકોટ,

ઉપરોક્ત માહિતી આપના દૈનિક સમાચાર પત્રોમાં, રેડીયોમાં ગામના ચોરાના કાર્યક્રમમાં તથા ટીવીના ગ્રામ્ય કાર્યક્રમમાં વિના મૂલ્યે પ્રસિધ્ધ કરાવવા નમ્ર વિનંતી છે. સહકારની અપેક્ષા સહ આભાર.

ટેકનીકલ ઓફિસર
સુકી ખેતીસંશોધન કેન્દ્ર
જુનાગઢ કૃષિ નિવર્સિટી
તરઘડિયા



Gramin Krushi Mausam Seva
Main Dry Farming Research Station
Junagadh Agricultural University
Targhadia (Rajkot) - 360 003
Phone: (0281)2784260(O), 2331686(R)
Fax : (0281)2784722, Cell :942756433



Agro met Advisory Service bulletin No.63-for the Rajkot district

(Issued jointly by DFRS, J.A.U., Targhadia (Rajkot) and India Meteorological Department)

(Period 06 to 10-November- 2019)

Significant past weather for the preceding week of Rajkot

Rainfall (mm)	8.3
Maximum temperature (°C)	30.7-34.7
Minimum temperature (°C)	19.2-22.6
Relative Humidity (%) I	76-88
Relative Humidity (%) II	56-69
Wind speed (Kmph)	1.7-5.2

Weather forecast until 08-30 hrs. Of 10/11/2019

(1) RAJKOT DISTRICT:


	06/11/19	07/11/19	08/11/19	09/11/19	10/11/19
Rainfall (mm)	0	70	8	0	0
Max.Temp.(°C)	33	32	31	32	31
Min.Temp.(°C)	24	23	22	21	22
Total CC (octa)	7	8	2	0	1
RH-I (%)	71	71	68	59	61
RH-II (%)	40	41	45	29	32
Wind Speed (kmph)	5	21	8	9	8
Wind Direction(deg.)	252	71	194	68	85

Agro meteorological Advisories:

General Advice	<p>Rain fall: Hot, warm and Mainly clear to Generally cloudy weather & Very heavy rainfall during 07-November & Light rainfall during 08-November forecasted.</p> <ul style="list-style-type: none"> • Temperature: Maximum and minimum temperature likely to be in range of 31-33°C and 21-24°C, respectively. • Relative Humidity: The RH-I and RH-II is likely to be in the range of 59-71% & 29-45, respectively. • Wind Direction and Speed: Direction and speed of wind is likely to be W, E, S and 5-21 km/h, respectively. • Due to Cyclonic Storm 'Maha' , there is possibility of light to moderate rain fall, farmers are advised for picking of matured bolls of cotton immediately, complete the threshing
-----------------------	--






og groundnut and keep the produce in safe covered places.

- **Light to moderate rainfall at most places with isolated heavy falls over Saurashtra from 6th November evening to 8th November morning.**
- **Farmers are advised to use light trap to keep a check on pest population. This causes less damage to useful insects. For making a light trap, a bulb should be fixed above a tumbler (either plastic or tin) having a mixture of water and few drops of Rogor or kerosene oil. The insects get attracted towards the light, fall in the solution and die.**
- **Carry out field preparation for sowing of rabi sorghum, garlic, chickpea and mustard where *kharif* crops harvested & irrigation facility available and also procure certified seeds for sowing in advance.**

Crops	Stage	Insect/Pest/ Variety	Advisory
Garlic	Sowing 	Gujarat Garlic-5, Yamuna Safed-3 (G-282) or Local	Carry out sowing of Garlic, If kharif crop is harvested.
Chick pea	Sowing	Gujarat chana-2 (Unirrigated), Gujarat Junagadh chana-3 (irrigated)	Carry out sowing of Gram, If kharif crop is harvested. Seed should be treated with fungicides, Captan or Thiram @ 2.0 gm/ kg and after that with crop-specific <i>Rhizobium</i> culture. A solution of jaggary and water after boiling should be allowed to cool down and then seeds along with <i>Rhizobium</i> should be thoroughly mixed. The mixture should be allowed to dry in a shade. It is highly recommended that the treated seeds should be sown after 24 hours of treatment.
Mustard	Sowing	Varuna, Gujarat rai-3	Carry out sowing of Mustard, If kharif crop is harvested.

Cotton	Flowering-ball formation /development	Jassid&whitefly Pink ball worm	<ul style="list-style-type: none"> • Under present weather condition heavy infestation of jassid& white fly observed in cotton, if require spray 5 % seed kernel extract or neem seed oil 50 ml with diafenthiuron50 %wp@16 gm / 10 lit of water. • Due to constant excess moisturein soil apply supplementary dose of nitrogen through Ammonium sulphate (30 kg/ha) and also apply potash through murate of potash (30 kg/ha) to cotton crop. • Also spray Mencozeb75 % wp @ 27gm/10 litre of water for control alternaria&cercospora leaf spot in cotton. • Carry out weeding at vapsa condition. • For the monitoring of pink bollworm infestation in cotton crop farmers are advised to put pheromone traps 6-8/ha in early sown crop. If infestation found pick and burry the infested flowers/bolls in soil for control of pink bollworm infestation in cotton. Also make spray of profenofos 50 EC 20 ml or cypermethrin 10 ml in 10 liters of water.
Castor	Flowering/ capsule formation	Jassids& white fly→ Prodenia	<p>Spray Acetamiprid 20 % SP@ 5.0 gmORimidacloprid 30.5 % 3 ml with neem seed extract 500 ml or neem oil 40 mla / 10 lit of water ml/10 lit of water.</p> <p>For the control of prodenia spray Chlorpyriphos 25 ml in 10 liters of water.</p>
Kharif Onion	Growing	Alternaria leaf spot/purple blotch	<p>For the control of purple blotch blight disease in kharif onion make 3 alternated spray of Mencozeb27 gm and thiophanate methyl 15 gm / 10 liter of water at 10 days interval.</p> <p>Apply supplementary dose of nitrogen (Urea 40 kg/ha) at 30 DASunder clear sky.</p>
Lady finger	Flowering/ fruiting	Jassids&white fly Shoot and fruit borer	<ul style="list-style-type: none"> • Monitor the crop for infestation of jassid& white fly, if require spray 500 ml of 5 % neem seed extract or neem seed oil 50 ml with diafenthiuron 50 %wp @ 16 gm / 10 lit of water. • For control of Shoot and fruit

		Mites	<p>borer Sparyneem seed extract 500 ml or neem seed oil 50 ml in 10 litre of water at 15 days interval(4 spray).If pest population is high, spraying of Spinosad 48 EC @ 1 ml /4 litres of water is advised when sky remains clear.</p> <ul style="list-style-type: none"> • Constant monitoring of lady finger crop against attack of mite is advised. If population is found more, then spraying of Ethion @ 1.5-2 ml/litre of water is advised when sky remains clear. • After harvesting of mature okra application of urea @ 5-10 kg/ acre should be done.
Ridge gourd, Bottle gourd, Sponge guard, Bitter guard& cucurbitaceous crops	Flowering & fruiting	<p>Fruit fly</p> <p>Jassids& white fly</p> <p>Mites</p>	<ul style="list-style-type: none"> • For constant monitoring of cucurbitaceous crops against attack of fruit fly, use of ‘Methyl Eugenol trap is recommended. After detecting the symptoms, spraying of Rogor @ 20 ml + 100 g sugar or jaggary/10 litre water at 50 litres/ha.is advised, when sky is clear. • Monitor the crop for infestation of jassid& white fly, if require spray 500 ml of 5 % neem seed extract or neem seed oil 50 ml with diafenthiuron 50 %wp @ 16 gm / 10 lit of water. • If infestation is found, then make spraying of Ethion @ 1.5-2 ml/litre of water for the control of Mites under clear sky.
Cluster bean	Growing/fruiting	Jassid/whitefly	<ul style="list-style-type: none"> • Monitor the crop for infestation of jassid& white fly, if require spray 500 ml of 5 % neem seed extract or neem seed oil 50 ml with diafenthiuron 50 %wp @ 16 gm / 10 lit of water.
Brinjal& Tomato	Flowering/ fruiting	<p>Sucking pest →</p> <p>Shoot &Fruit borer</p>	<p>Monitor the crop for infestation of jassid& white fly in brinjal, if require spray 500 ml of 5 % neem seed extract or neem seed oil 50 ml with diafenthiuron 50 %wp @ 16 gm / 10 lit of water.</p> <p>In brinjal and tomato constant monitoring of borers by using pheromone traps 4-6 per acre is advised, If</p>

		 <p>Mites</p>	<p>insect population is above ETL than spraying of Spinosad 3.0 ml/10 litre of water is advised against fruit borer.</p> <p>If infestation is found, then make spraying of Ethion @ 1.5-2 ml/litre of water for the control of Mites under clear sky.</p>
Chili	Flowering	<p>Thrips →</p>  <p>Leaf curling Virus →</p> 	<p>Under present weather condition, for the control of thrips infestation make alternative spray of profenofos 50 EC and Ethion 50 % EC @ 20 ml /10 litre of water at 10 days interval.</p> <p>In present weather conditions, rouging of viral infested crop should be done in chilli. Infected plants should be uprooted and buried in the soil. After rouging, spraying of Imidacloprid @ 5 ml per 10litre of water is advisedfor control the vector, when sky remains clear.</p>
Lemon	Fruit development	<p>Psylla and thrips</p>  <p>Citrus canker</p> <p>Leaf minor</p> <p>Hast Bahar</p>	<p>To prevent damage of psylla & thrips spray imidacloprid 30.5 % 5 ml / 10 lit of water ml/10 lit of water.</p> <p>Spray copper oxychloride 40 gm or streptocyclin1.5 gm in 10 litre of water.</p> <p>Spray Dichlorvos 10 ml or Quinalphos 20 ml in 10 litres of water for control of leafminor.</p> <p>For getting maximum fruit in summer, after last rainfall cultivate lemon orchard up to the depth of 10-15 cm for pruning of tiny small root and keep left until wilting & defoliation start, after that apply FYM @ 50 kg, Urea @ 300 gm, Ammonium sulphate @ 500 gm, DAP @ 1.5 kg & murate of potash 300 gm/tree.</p>
Livestock & poultry	 <p>Spray Deltamethrin or Amitraz 2 ml/litre of water for the control of tick and for prevention of foot & mouth disease in animals do vaccination with FMD vaccine. Provide 6-8 kg good quality dry roughage with 15-20 kg green fodder to the animals. Spray phenyl in the animal shed to avoid flies and mosquitoes. Keep animal shed hygienic and clean to avoid flies and mosquitoes. For milch animals, regularly follow schedule of 1 kg feed + 50 g mineral mixture per 2 liters of milk yield. Feed animals with a mixture of green grass + hay + minerals + dry feed.</p>		

Technical Officer, GKMS Unit, DFRS, JAU, Targhadia.



Gramin Krushi Mausam Seva
Main Dry Farming Research Station
Junagadh Agricultural University
Targhadia (Rajkot) - 360 003
Phone: (0281)2784260(O), 2331686(R)
Fax : (0281)2784722, Cell :94277 28523



Agro met Advisory Service bulletin No.-63 for the Morbi district

(Issued jointly by DFRS, J.A.U., Targhadia (Rajkot) and India Meteorological Department)

(Period 06 to 10-November- 2019)

Weather forecast until 08-30 hrs of 10/11/2019

(2) MORBI DISTRICT:


	06/11/19	07/11/19	08/11/19	09/11/19	10/11/19
Rainfall (mm)	0	22	56	0	0
Max. Temp.(°C)	33	32	31	32	31
Min. Temp.(°C)	24	23	22	21	22
Total CC (octa)	7	7	5	0	0
RH-I (%)	70	75	91	81	76
RH-II (%)	43	45	67	52	52
Wind Speed (kmph)	6	3	6	9	7
Wind Direction(deg.)	211	153	298	47	69

Agro meteorological Advisories:-

General Advice	Rain fall: Hot, warm and generally cloudy weather & Moderate to heavy rainfall during 07 and 08 -November forecasted.
	<ul style="list-style-type: none"> • Temperature: Maximum and minimum temperature likely to be in range of 31-33°C and 21-24°C, respectively. • Relative Humidity: The RH-I and RH-II is likely to be in the range of 70-91% & 43-67, respectively. • Wind Direction and Speed: Direction and speed of wind is likely to be, SW, SE, NW, NE, E and 3-9 km/h, respectively. • Due to Cyclonic Storm 'Maha' , there is possibility of light to moderate rain fall, farmers are advised for picking of matured bolls of cotton immediately, complete the threshing of groundnut and keep the produce in safe covered places. • Light to moderate rainfall at most places with isolated heavy falls over Saurashtra from 6th November evening to 8th November morning. • Farmers are advised to use light trap to keep a check on pest population. This causes less damage to useful insects. For making a light trap, a bulb should be fixed above a tumbler (either plastic or tin) having a mixture of water and few drops of Rogor or kerosene oil. The insects get attracted towards the light, fall in






the solution and die.

- **Carry out field preparation for sowing of rabi sorghum, garlic, chickpea and mustard where sesame/pearl millet/pulses/bunch groundnut crops harvested & irrigation facility available and also procure certified seeds for sowing in advance.**

Crops	Stage	Insect/Pest/ Variety	Advisory
Garlic	Sowing 	Gujarat Garlic-5, Yamuna Safed-3 (G-282) or Local	Carry out sowing of Garlic, If kharif crop is harvested.
Chick pea	Sowing	Gujarat chana-2 (Unirrigated), Gujarat Junagadh chana-3 (irrigated)	Carry out sowing of Gram, If kharif crop is harvested. Seed should be treated with fungicides, Captan or Thiram @ 2.0 gm/ kg and after that with crop-specific <i>Rhizobium</i> culture. A solution of jaggary and water after boiling should be allowed to cool down and then seeds along with <i>Rhizobium</i> should be thoroughly mixed. The mixture should be allowed to dry in a shade. It is highly recommended that the treated seeds should be sown after 24 hours of treatment.
Mustard	Sowing	Varuna, Gujarat rai-3	Carry out sowing of Mustard, If kharif crop is harvested.

Cotton	Flowering-ball formation /development	<p>Jassid&whitefly</p> <p>Pink ball worm</p>	<ul style="list-style-type: none"> • Under present weather condition heavy infestation of jassid& white fly observed in cotton, if require spray 5 % seed kernel extract or neem seed oil 50 ml with diafenthiuron50 %wp@16 gm / 10 lit of water. • Due to constant excess moisturein soil apply supplementary dose of nitrogen through Ammonium sulphate (30 kg/ha) and also apply potash through murate of potash (30 kg/ha) to cotton crop. • Also spray Mencozeb75 % wp @ 27gm/10 litre of water for control alternaria&cercospora leaf spot in cotton. • Carry out weeding at vapsa condition. • For the monitoring of pink bollworm infestation in cotton crop farmers are advised to put pheromone traps 6-8/ha in early sown crop. If infestation found pick and burry the infested flowers/bolls in soil for control of pink bollworm infestation in cotton. Also make spray of profenofos 50 EC 20 ml or cypermethrin 10 ml in 10 liters of water.
Castor	Flowering/ capsule formation	<p>Jassids& white fly→</p> <p>Prodenia</p>	<p>Spray Acetamiprid 20 % SP@ 5.0 gmORimidacloprid 30.5 % 3 ml with neem seed extract 500 ml or neem oil 40 mla / 10 lit of water ml/10 lit of water.</p> <p>For the control of prodenia spray Chlorpyriphos 25 ml in 10 liters of water.</p>
Kharif Onion	Growing	Alternaria leaf spot/purple blotch	<p>For the control of purple blotch blight disease in kharif onion make 3 alternated spray of Mencozeb27 gm and thiophanate methyl 15 gm / 10 liter of water at 10 days interval.</p> <p>Apply supplementary dose of nitrogen (Urea 40 kg/ha) at 30 DASunder clear sky.</p>
Lady finger	Flowering/ fruiting	<p>Jassids&white fly</p> <p>Shoot and fruit borer</p>	<ul style="list-style-type: none"> • Monitor the crop for infestation of jassid& white fly, if require spray 500 ml of 5 % neem seed extract or neem seed oil 50 ml with diafenthiuron 50 %wp @ 16 gm / 10 lit of water. • For control of Shoot and fruit

		Mites	<p>borer Sparyneem seed extract 500 ml or neem seed oil 50 ml in 10 litre of water at 15 days interval(4 spray).If pest population is high, spraying of Spinosad 48 EC @ 1 ml /4 litres of water is advised when sky remains clear.</p> <ul style="list-style-type: none"> • Constant monitoring of lady finger crop against attack of mite is advised. If population is found more, then spraying of Ethion @ 1.5-2 ml/litre of water is advised when sky remains clear. • After harvesting of mature okra application of urea @ 5-10 kg/ acre should be done.
Ridge gourd, Bottle gourd, Sponge guard, Bitter guard& cucurbitaceous crops	Flowering & fruiting	Fruit fly Jassids& white fly Mites	<ul style="list-style-type: none"> • For constant monitoring of cucurbitaceous crops against attack of fruit fly, use of ‘Methyl Eugenol trap is recommended. After detecting the symptoms, spraying of Rogor @ 20 ml + 100 g sugar or jaggary/10 litre water at 50 litres/ha.is advised, when sky is clear. • Monitor the crop for infestation of jassid& white fly, if require spray 500 ml of 5 % neem seed extract or neem seed oil 50 ml with diafenthiuron 50 %wp @ 16 gm / 10 lit of water. • If infestation is found, then make spraying of Ethion @ 1.5-2 ml/litre of water for the control of Mites under clear sky.
Cluster bean	Growing/fruiting	Jassid/whitefly	<ul style="list-style-type: none"> • Monitor the crop for infestation of jassid& white fly, if require spray 500 ml of 5 % neem seed extract or neem seed oil 50 ml with diafenthiuron 50 %wp @ 16 gm / 10 lit of water.
Brinjal& Tomato	Flowering/ fruiting	Sucking pest → Shoot &Fruit borer	<p>Monitor the crop for infestation of jassid& white fly in brinjal, if require spray 500 ml of 5 % neem seed extract or neem seed oil 50 ml with diafenthiuron 50 %wp @ 16 gm / 10 lit of water.</p> <p>In brinjal and tomato constant monitoring of borers by using pheromone traps 4-6 per acre is advised, If</p>

		 <p>Mites</p>	<p>insect population is above ETL than spraying of Spinosad 3.0 ml/10 litre of water is advised against fruit borer.</p> <p>If infestation is found, then make spraying of Ethion @ 1.5-2 ml/litre of water for the control of Mites under clear sky.</p>
Chili	Flowering	<p>Thrips →</p>  <p>Leaf curling Virus →</p> 	<p>Under present weather condition, for the control of thrips infestation make alternative spray of profenofos 50 EC and Ethion 50 % EC @ 20 ml /10 litre of water at 10 days interval.</p> <p>In present weather conditions, rouging of viral infested crop should be done in chilli. Infected plants should be uprooted and buried in the soil. After rouging, spraying of Imidacloprid @ 5 ml per 10litre of water is advisedfor control the vector, when sky remains clear.</p>
Lemon	Fruit development	<p>Psylla and thrips</p>  <p>Citrus canker</p> <p>Leaf minor</p> <p>Hast Bahar</p>	<p>To prevent damage of psylla & thrips spray imidacloprid 30.5 % 5 ml / 10 lit of water ml/10 lit of water.</p> <p>Spray copper oxychloride 40 gm or streptocyclin1.5 gm in 10 litre of water.</p> <p>Spray Dichlorvos 10 ml or Quinalphos 20 ml in 10 litres of water for control of leafminor.</p> <p>For getting maximum fruit in summer, after last rainfall cultivate lemon orchard up to the depth of 10-15 cm for pruning of tiny small root and keep left until wilting & defoliation start, after that apply FYM @ 50 kg, Urea @ 300 gm, Ammonium sulphate @ 500 gm, DAP @ 1.5 kg & murate of potash 300 gm/tree.</p>
Livestock & poultry	 <p>Spray Deltamethrin or Amitraz 2 ml/litre of water for the control of tick and for prevention of foot & mouth disease in animals do vaccination with FMD vaccine. Provide 6-8 kg good quality dry roughage with 15-20 kg green fodder to the animals. Spray phenyl in the animal shed to avoid flies and mosquitoes. Keep animal shed hygienic and clean to avoid flies and mosquitoes. For milch animals, regularly follow schedule of 1 kg feed + 50 g mineral mixture per 2 liters of milk yield. Feed animals with a mixture of green grass + hay + minerals + dry feed.</p>		

Technical Officer, GKMS Unit, DFRS, JAU, Targhadia.



Gramin Krushi Mausam Seva
Main Dry Farming Research Station
Junagadh Agricultural University
Targhadia (Rajkot) - 360 003
Phone: (0281)2784260(O), 2331686(R)
Fax : (0281)2784722, Cell :94277 28523



Agro met Advisory Service bulletin No.-63 for the Jamnagar district

(Issued jointly by DFRS, J.A.U., Targhadia (Rajkot) and India Meteorological Department)

(Period 06 to 10-November- 2019)

Weather forecast until 08-30 hrs of 10/11/2019

(3) JAMNAGAR DISTRICT:


	06/11/19	07/11/19	08/11/19	09/11/19	10/11/19
Rainfall (mm)	10	7	0	0	0
Max. Temp.(°C)	34	34	35	35	34
Min. Temp.(°C)	23	23	22	21	22
Total CC (octa)	8	8	1	0	1
RH-I (%)	75	71	65	56	60
RH-II (%)	54	54	44	37	39
Wind Speed (kmph)	5	21	19	19	13
Wind Direction(deg.)	185	253	89	30	70

Agro meteorological Advisories:-

General Advice	<p>Rain fall: Hot, warm and Mainly clear to Generally cloudy weather & Light rainfall during 06 to 07-November forecasted.</p> <ul style="list-style-type: none"> • Temperature: Maximum and minimum temperature likely to be in range of 34-35°C and 21-23°C, respectively. • Relative Humidity: The RH-I and RH-II is likely to be in the range of 56-75% & 37-54, respectively. • Wind Direction and Speed: Direction and speed of wind is likely to be S, W, E, NE and 5-21 km/h, respectively. • Due to Cyclonic Storm 'Maha', there is possibility of light to moderate rain fall, farmers are advised for picking of matured bolls of cotton immediately, complete the threshing of groundnut and keep the produce in safe covered places. • Light to moderate rainfall at most places with isolated heavy falls over Saurashtra from 6th November evening to 8th November morning. • Farmers are advised to use light trap to keep a check on pest population. This causes less damage to useful insects. For making a light trap, a bulb should be fixed above a tumbler (either plastic or tin) having a mixture of water and few drops of Rogor or kerosene oil. The insects get attracted towards the light, fall in
-----------------------	--






the solution and die.

- **Carry out field preparation for sowing of rabi sorghum, garlic, chickpea and mustard where sesame/pearl millet/pulses/bunch groundnut crops harvested & irrigation facility available and also procure certified seeds for sowing in advance.**

Crops	Stage	Insect/Pest/ Variety	Advisory
Garlic	Sowing 	Gujarat Garlic-5, Yamuna Safed-3 (G-282) or Local	Carry out sowing of Garlic, If kharif crop is harvested.
Chick pea	Sowing	Gujarat chana-2 (Unirrigated), Gujarat Junagadh chana-3 (irrigated)	Carry out sowing of Gram, If kharif crop is harvested. Seed should be treated with fungicides, Captan or Thiram @ 2.0 gm/ kg and after that with crop-specific <i>Rhizobium</i> culture. A solution of jaggary and water after boiling should be allowed to cool down and then seeds along with <i>Rhizobium</i> should be thoroughly mixed. The mixture should be allowed to dry in a shade. It is highly recommended that the treated seeds should be sown after 24 hours of treatment.
Mustard	Sowing	Varuna, Gujarat rai-3	Carry out sowing of Mustard, If kharif crop is harvested.

Cotton	Flowering-ball formation /development	Jassid&whitefly Pink ball worm	<ul style="list-style-type: none"> • Under present weather condition heavy infestation of jassid& white fly observed in cotton, if require spray 5 % seed kernel extract or neem seed oil 50 ml with diafenthiuron50 %wp@16 gm / 10 lit of water. • Due to constant excess moisturein soil apply supplementary dose of nitrogen through Ammonium sulphate (30 kg/ha) and also apply potash through murate of potash (30 kg/ha) to cotton crop. • Also spray Mencozeb75 % wp @ 27gm/10 litre of water for control alternaria&cercospora leaf spot in cotton. • Carry out weeding at vapsa condition. • For the monitoring of pink bollworm infestation in cotton crop farmers are advised to put pheromone traps 6-8/ha in early sown crop. If infestation found pick and burry the infested flowers/bolls in soil for control of pink bollworm infestation in cotton. Also make spray of profenofos 50 EC 20 ml or cypermethrin 10 ml in 10 liters of water.
Castor	Flowering/ capsule formation	Jassids& white fly→ Prodenia	<p>Spray Acetamiprid 20 % SP@ 5.0 gmORimidacloprid 30.5 % 3 ml with neem seed extract 500 ml or neem oil 40 mla / 10 lit of water ml/10 lit of water.</p> <p>For the control of prodenia spray Chlorpyriphos 25 ml in 10 liters of water.</p>
Kharif Onion	Growing	Alternaria leaf spot/purple blotch	<p>For the control of purple blotch blight disease in kharif onion make 3 alternated spray of Mencozeb27 gm and thiophanate methyl 15 gm / 10 liter of water at 10 days interval.</p> <p>Apply supplementary dose of nitrogen (Urea 40 kg/ha) at 30 DASunder clear sky.</p>
Lady finger	Flowering/ fruiting	Jassids&white fly Shoot and fruit borer	<ul style="list-style-type: none"> • Monitor the crop for infestation of jassid& white fly, if require spray 500 ml of 5 % neem seed extract or neem seed oil 50 ml with diafenthiuron 50 %wp @ 16 gm / 10 lit of water. • For control of Shoot and fruit

		Mites	<p>borer Sparyneem seed extract 500 ml or neem seed oil 50 ml in 10 litre of water at 15 days interval(4 spray).If pest population is high, spraying of Spinosad 48 EC @ 1 ml /4 litres of water is advised when sky remains clear.</p> <ul style="list-style-type: none"> • Constant monitoring of lady finger crop against attack of mite is advised. If population is found more, then spraying of Ethion @ 1.5-2 ml/litre of water is advised when sky remains clear. • After harvesting of mature okra application of urea @ 5-10 kg/ acre should be done.
Ridge gourd, Bottle gourd, Sponge guard, Bitter guard& cucurbitaceous crops	Flowering & fruiting	Fruit fly Jassids& white fly Mites	<ul style="list-style-type: none"> • For constant monitoring of cucurbitaceous crops against attack of fruit fly, use of ‘Methyl Eugenol trap is recommended. After detecting the symptoms, spraying of Rogor @ 20 ml + 100 g sugar or jaggary/10 litre water at 50 litres/ha.is advised, when sky is clear. • Monitor the crop for infestation of jassid& white fly, if require spray 500 ml of 5 % neem seed extract or neem seed oil 50 ml with diafenthiuron 50 %wp @ 16 gm / 10 lit of water. • If infestation is found, then make spraying of Ethion @ 1.5-2 ml/litre of water for the control of Mites under clear sky.
Cluster bean	Growing/fruiting	Jassid/whitefly	<ul style="list-style-type: none"> • Monitor the crop for infestation of jassid& white fly, if require spray 500 ml of 5 % neem seed extract or neem seed oil 50 ml with diafenthiuron 50 %wp @ 16 gm / 10 lit of water.
Brinjal& Tomato	Flowering/ fruiting	Sucking pest → Shoot &Fruit borer	<p>Monitor the crop for infestation of jassid& white fly in brinjal, if require spray 500 ml of 5 % neem seed extract or neem seed oil 50 ml with diafenthiuron 50 %wp @ 16 gm / 10 lit of water.</p> <p>In brinjal and tomato constant monitoring of borers by using pheromone traps 4-6 per acre is advised, If</p>

		 <p>Mites</p>	<p>insect population is above ETL than spraying of Spinosad 3.0 ml/10 litre of water is advised against fruit borer.</p> <p>If infestation is found, then make spraying of Ethion @ 1.5-2 ml/litre of water for the control of Mites under clear sky.</p>
Chili	Flowering	<p>Thrips →</p>  <p>Leaf curling Virus →</p> 	<p>Under present weather condition, for the control of thrips infestation make alternative spray of profenofos 50 EC and Ethion 50 % EC @ 20 ml /10 litre of water at 10 days interval.</p> <p>In present weather conditions, rouging of viral infested crop should be done in chilli. Infected plants should be uprooted and buried in the soil. After rouging, spraying of Imidacloprid @ 5 ml per 10litre of water is advisedfor control the vector, when sky remains clear.</p>
Lemon	Fruit development	<p>Psylla and thrips</p>  <p>Citrus canker</p> <p>Leaf minor</p> <p>Hast Bahar</p>	<p>To prevent damage of psylla & thrips spray imidacloprid 30.5 % 5 ml / 10 lit of water ml/10 lit of water.</p> <p>Spray copper oxychloride 40 gm or streptocyclin1.5 gm in 10 litre of water.</p> <p>Spray Dichlorvos 10 ml or Quinalphos 20 ml in 10 litres of water for control of leafminor.</p> <p>For getting maximum fruit in summer, after last rainfall cultivate lemon orchard up to the depth of 10-15 cm for pruning of tiny small root and keep left until wilting & defoliation start, after that apply FYM @ 50 kg, Urea @ 300 gm, Ammonium sulphate @ 500 gm, DAP @ 1.5 kg & murate of potash 300 gm/tree.</p>
Livestock & poultry	 <p>Spray Deltamethrin or Amitraz 2 ml/litre of water for the control of tick and for prevention of foot & mouth disease in animals do vaccination with FMD vaccine. Provide 6-8 kg good quality dry roughage with 15-20 kg green fodder to the animals. Spray phenyl in the animal shed to avoid flies and mosquitoes. Keep animal shed hygienic and clean to avoid flies and mosquitoes. For milch animals, regularly follow schedule of 1 kg feed + 50 g mineral mixture per 2 liters of milk yield. Feed animals with a mixture of green grass + hay + minerals + dry feed.</p>		

Technical Officer, GKMS Unit, DFRS, JAU, Targhadia.



Gramin Krushi Mausam Seva
Main Dry Farming Research Station
Junagadh Agricultural University
Targhadia (Rajkot) - 360 003
Phone: (0281)2784260(O), 2331686(R)
Fax : (0281)2784722, Cell :94277 28523



Agro met Advisory Service bulletin No.-63 for the Devbhumi Dwarka district

(Issued jointly by DFRS, J.A.U., Targhadia (Rajkot) and India Meteorological Department)

(Period 06 to 10-November- 2019)

Weather forecast until 08-30 hrs of 10/11/2019

(4) DEVBHUMI DWARKA DISTRICT:


	06/11/19	07/11/19	08/11/19	09/11/19	10/11/19
Rainfall (mm)	10	20	10	0	0
Max. Temp.(°C)	32	32	33	33	32
Min. Temp.(°C)	25	25	24	23	24
Total CC (octa)	8	8	1	0	0
RH-I (%)	76	71	65	57	59
RH-II (%)	56	54	39	35	37
Wind Speed (kmph)	5	22	19	18	11
Wind Direction(deg.)	141	348	19	26	72

Agro meteorological Advisories:-

General Advice	
	<p>Rain fall: Hot, warm and Mainly clear to cloudy weather & Light to moderate rainfall during 06 to 08-November forecasted.</p> <ul style="list-style-type: none">• Temperature: Maximum and minimum temperature likely to be in range of 32-33°C and 23-25°C, respectively.• Relative Humidity: The RH-I and RH-II is likely to be in the range of 57-76% & 35-56, respectively.• Wind Direction and Speed: Direction and speed of wind is likely to be SE, N, NE, E and 5-22 km/h, respectively.• Due to Cyclonic Storm 'Maha', there is possibility of light to moderate rain fall, farmers are advised for picking of matured bolls of cotton immediately, complete the threshing of groundnut and keep the produce in safe covered places.• Light to moderate rainfall at most places with isolated heavy falls over Saurashtra from 6th November evening to 8th November morning.• Farmers are advised to use light trap to keep a check on pest population. This causes less damage to useful insects. For making a light trap, a bulb should be fixed above a tumbler (either plastic or tin) having a mixture of water and few drops of Rogor or kerosene oil. The insects get attracted towards the light, fall in






the solution and die.

- **Carry out field preparation for sowing of rabi sorghum, garlic, chickpea and mustard where sesame/pearl millet/pulses/bunch groundnut crops harvested & irrigation facility available and also procure certified seeds for sowing in advance.**

Crops	Stage	Insect/Pest/ Variety	Advisory
Garlic	Sowing 	Gujarat Garlic-5, Yamuna Safed-3 (G-282) or Local	Carry out sowing of Garlic, If kharif crop is harvested.
Chick pea	Sowing	Gujarat chana-2 (Unirrigated), Gujarat Junagadh chana-3 (irrigated)	Carry out sowing of Gram, If kharif crop is harvested. Seed should be treated with fungicides, Captan or Thiram @ 2.0 gm/ kg and after that with crop-specific <i>Rhizobium</i> culture. A solution of jaggary and water after boiling should be allowed to cool down and then seeds along with <i>Rhizobium</i> should be thoroughly mixed. The mixture should be allowed to dry in a shade. It is highly recommended that the treated seeds should be sown after 24 hours of treatment.
Mustard	Sowing	Varuna, Gujarat rai-3	Carry out sowing of Mustard, If kharif crop is harvested.

Cotton	Flowering-ball formation /development	Jassid&whitefly Pink ball worm	<ul style="list-style-type: none"> • Under present weather condition heavy infestation of jassid& white fly observed in cotton, if require spray 5 % seed kernel extract or neem seed oil 50 ml with diafenthiuron50 %wp@16 gm / 10 lit of water. • Due to constant excess moisturein soil apply supplementary dose of nitrogen through Ammonium sulphate (30 kg/ha) and also apply potash through murate of potash (30 kg/ha) to cotton crop. • Also spray Mencozeb75 % wp @ 27gm/10 litre of water for control alternaria&cercospora leaf spot in cotton. • Carry out weeding at vapsa condition. • For the monitoring of pink bollworm infestation in cotton crop farmers are advised to put pheromone traps 6-8/ha in early sown crop. If infestation found pick and burry the infested flowers/bolls in soil for control of pink bollworm infestation in cotton. Also make spray of profenofos 50 EC 20 ml or cypermethrin 10 ml in 10 liters of water.
Castor	Flowering/ capsule formation	Jassids& white fly→ Prodenia	<p>Spray Acetamiprid 20 % SP@ 5.0 gmORimidacloprid 30.5 % 3 ml with neem seed extract 500 ml or neem oil 40 mla / 10 lit of water ml/10 lit of water.</p> <p>For the control of prodenia spray Chlorpyriphos 25 ml in 10 liters of water.</p>
Kharif Onion	Growing	Alternaria leaf spot/purple blotch	<p>For the control of purple blotch blight disease in kharif onion make 3 alternated spray of Mencozeb27 gm and thiophanate methyl 15 gm / 10 liter of water at 10 days interval.</p> <p>Apply supplementary dose of nitrogen (Urea 40 kg/ha) at 30 DASunder clear sky.</p>
Lady finger	Flowering/ fruiting	Jassids&white fly Shoot and fruit borer	<ul style="list-style-type: none"> • Monitor the crop for infestation of jassid& white fly, if require spray 500 ml of 5 % neem seed extract or neem seed oil 50 ml with diafenthiuron 50 %wp @ 16 gm / 10 lit of water. • For control of Shoot and fruit

		Mites	<p>borer Sparyneem seed extract 500 ml or neem seed oil 50 ml in 10 litre of water at 15 days interval(4 spray).If pest population is high, spraying of Spinosad 48 EC @ 1 ml /4 litres of water is advised when sky remains clear.</p> <ul style="list-style-type: none"> • Constant monitoring of lady finger crop against attack of mite is advised. If population is found more, then spraying of Ethion @ 1.5-2 ml/litre of water is advised when sky remains clear. • After harvesting of mature okra application of urea @ 5-10 kg/ acre should be done.
Ridge gourd, Bottle gourd, Sponge guard, Bitter guard& cucurbitaceous crops	Flowering & fruiting	Fruit fly Jassids& white fly Mites	<ul style="list-style-type: none"> • For constant monitoring of cucurbitaceous crops against attack of fruit fly, use of ‘Methyl Eugenol trap is recommended. After detecting the symptoms, spraying of Rogor @ 20 ml + 100 g sugar or jaggary/10 litre water at 50 litres/ha.is advised, when sky is clear. • Monitor the crop for infestation of jassid& white fly, if require spray 500 ml of 5 % neem seed extract or neem seed oil 50 ml with diafenthiuron 50 %wp @ 16 gm / 10 lit of water. • If infestation is found, then make spraying of Ethion @ 1.5-2 ml/litre of water for the control of Mites under clear sky.
Cluster bean	Growing/fruiting	Jassid/whitefly	<ul style="list-style-type: none"> • Monitor the crop for infestation of jassid& white fly, if require spray 500 ml of 5 % neem seed extract or neem seed oil 50 ml with diafenthiuron 50 %wp @ 16 gm / 10 lit of water.
Brinjal& Tomato	Flowering/ fruiting	Sucking pest → Shoot &Fruit borer	<p>Monitor the crop for infestation of jassid& white fly in brinjal, if require spray 500 ml of 5 % neem seed extract or neem seed oil 50 ml with diafenthiuron 50 %wp @ 16 gm / 10 lit of water.</p> <p>In brinjal and tomato constant monitoring of borers by using pheromone traps 4-6 per acre is advised, If</p>

		 <p>Mites</p>	<p>insect population is above ETL than spraying of Spinosad 3.0 ml/10 litre of water is advised against fruit borer.</p> <p>If infestation is found, then make spraying of Ethion @ 1.5-2 ml/litre of water for the control of Mites under clear sky.</p>
Chili	Flowering	<p>Thrips →</p>  <p>Leaf curling Virus →</p> 	<p>Under present weather condition, for the control of thrips infestation make alternative spray of profenofos 50 EC and Ethion 50 % EC @ 20 ml /10 litre of water at 10 days interval.</p> <p>In present weather conditions, rouging of viral infested crop should be done in chilli. Infected plants should be uprooted and buried in the soil. After rouging, spraying of Imidacloprid @ 5 ml per 10litre of water is advisedfor control the vector, when sky remains clear.</p>
Lemon	Fruit development	<p>Psylla and thrips</p>  <p>Citrus canker</p> <p>Leaf minor</p> <p>Hast Bahar</p>	<p>To prevent damage of psylla & thrips spray imidacloprid 30.5 % 5 ml / 10 lit of water ml/10 lit of water.</p> <p>Spray copper oxychloride 40 gm or streptocyclin1.5 gm in 10 litre of water.</p> <p>Spray Dichlorvos 10 ml or Quinalphos 20 ml in 10 litres of water for control of leafminor.</p> <p>For getting maximum fruit in summer, after last rainfall cultivate lemon orchard up to the depth of 10-15 cm for pruning of tiny small root and keep left until wilting & defoliation start, after that apply FYM @ 50 kg, Urea @ 300 gm, Ammonium sulphate @ 500 gm, DAP @ 1.5 kg & murate of potash 300 gm/tree.</p>
Livestock & poultry	 <p>Spray Deltamethrin or Amitraz 2 ml/litre of water for the control of tick and for prevention of foot & mouth disease in animals do vaccination with FMD vaccine. Provide 6-8 kg good quality dry roughage with 15-20 kg green fodder to the animals. Spray phenyl in the animal shed to avoid flies and mosquitoes. Keep animal shed hygienic and clean to avoid flies and mosquitoes. For milch animals, regularly follow schedule of 1 kg feed + 50 g mineral mixture per 2 liters of milk yield. Feed animals with a mixture of green grass + hay + minerals + dry feed.</p>		

Technical Officer, GKMS Unit, DFRS, JAU, Targhadia.



Gramin Krushi Mausam Seva
Main Dry Farming Research Station
Junagadh Agricultural University
Targhadia (Rajkot) - 360 003
Phone: (0281)2784260(O), 2331686(R)
Fax : (0281)2784722, Cell :94277 28523



Agro met Advisory Service bulletin No.-63 for the Amreli district

(Issued jointly by DFRS, J.A.U., Targhadia (Rajkot) and India Meteorological Department)

(Period 06 to 10-November- 2019)

Weather forecast until 08-30 hrs of 10/11/2019

(5) AMRELI DISTRICT:


	06/11/19	07/11/19	08/11/19	09/11/19	10/11/19
Rainfall (mm)	0	96	17	0	0
Max.Temp.(°C)	34	33	31	32	32
Min.Temp.(°C)	23	22	21	21	21
Total CC (octa)	7	8	3	0	1
RH-I (%)	70	83	80	67	68
RH-II (%)	40	44	53	38	42
Wind Speed (kmph)	6	43	5	6	9
Wind Direction(deg.)	249	143	255	243	81

Agro meteorological Advisories:

General Advice	Rain fall: Hot, warm and Partly cloudy to generally cloudy weather & Vear heavy rainfall during 07-November & Moderate rainfall during 08-November forecasted.
	<ul style="list-style-type: none"> • Temperature: Maximum and minimum temperature likely to be in range of 31-34°C and 21-23°C, respectively. • Relative Humidity: The RH-I and RH-II is likely to be in the range of 67-83% & 38-53, respectively. • Wind Direction and Speed: Direction and speed of wind is likely to be W, SE, SW, E and 5-43 km/h, respectively. • Due to Cyclonic Storm 'Maha', there is possibility of light to moderate rain fall, farmers are advised for picking of matured bolls of cotton immediately, complete the threshing og groundnut and keep the produce in safe covered places. • Light to moderate rainfall at most places with isolated heavy falls over Saurashtra from 6th November evening to 8th November morning. • Farmers are advised to use light trap to keep a check on pest population. This causes less damage to useful insects. For making a light trap, a bulb should be fixed above a tumbler (either plastic or tin) having a mixture of water and few drops of Rogor or kerosene oil. The insects get attracted towards the light, fall in






the solution and die.

- **Carry out field preparation for sowing of rabi sorghum, garlic, chickpea and mustard where sesame/pearl millet/pulses/bunch groundnut crops harvested & irrigation facility available and also procure certified seeds for sowing in advance.**

Crops	Stage	Insect/Pest/ Variety	Advisory
Garlic	Sowing 	Gujarat Garlic-5, Yamuna Safed-3 (G-282) or Local	Carry out sowing of Garlic, If kharif crop is harvested.
Chick pea	Sowing	Gujarat chana-2 (Unirrigated), Gujarat Junagadh chana-3 (irrigated)	Carry out sowing of Gram, If kharif crop is harvested. Seed should be treated with fungicides, Captan or Thiram @ 2.0 gm/ kg and after that with crop-specific <i>Rhizobium</i> culture. A solution of jaggary and water after boiling should be allowed to cool down and then seeds along with <i>Rhizobium</i> should be thoroughly mixed. The mixture should be allowed to dry in a shade. It is highly recommended that the treated seeds should be sown after 24 hours of treatment.
Mustard	Sowing	Varuna, Gujarat rai-3	Carry out sowing of Mustard, If kharif crop is harvested.

Cotton	Flowering-ball formation /development	Jassid&whitefly Pink ball worm	<ul style="list-style-type: none"> • Under present weather condition heavy infestation of jassid& white fly observed in cotton, if require spray 5 % seed kernel extract or neem seed oil 50 ml with diafenthiuron50 %wp@16 gm / 10 lit of water. • Due to constant excess moisturein soil apply supplementary dose of nitrogen through Ammonium sulphate (30 kg/ha) and also apply potash through murate of potash (30 kg/ha) to cotton crop. • Also spray Mencozeb75 % wp @ 27gm/10 litre of water for control alternaria&cercospora leaf spot in cotton. • Carry out weeding at vapsa condition. • For the monitoring of pink bollworm infestation in cotton crop farmers are advised to put pheromone traps 6-8/ha in early sown crop. If infestation found pick and burry the infested flowers/bolls in soil for control of pink bollworm infestation in cotton. Also make spray of profenofos 50 EC 20 ml or cypermethrin 10 ml in 10 liters of water.
Castor	Flowering/ capsule formation	Jassids& white fly→ Prodenia	<p>Spray Acetamiprid 20 % SP@ 5.0 gmORimidacloprid 30.5 % 3 ml with neem seed extract 500 ml or neem oil 40 mla / 10 lit of water ml/10 lit of water.</p> <p>For the control of prodenia spray Chlorpyriphos 25 ml in 10 liters of water.</p>
Kharif Onion	Growing	Alternaria leaf spot/purple blotch	<p>For the control of purple blotch blight disease in kharif onion make 3 alternated spray of Mencozeb27 gm and thiophanate methyl 15 gm / 10 liter of water at 10 days interval.</p> <p>Apply supplementary dose of nitrogen (Urea 40 kg/ha) at 30 DASunder clear sky.</p>
Lady finger	Flowering/ fruiting	Jassids&white fly Shoot and fruit borer	<ul style="list-style-type: none"> • Monitor the crop for infestation of jassid& white fly, if require spray 500 ml of 5 % neem seed extract or neem seed oil 50 ml with diafenthiuron 50 %wp @ 16 gm / 10 lit of water. • For control of Shoot and fruit

		Mites	<p>borer Sparyneem seed extract 500 ml or neem seed oil 50 ml in 10 litre of water at 15 days interval(4 spray).If pest population is high, spraying of Spinosad 48 EC @ 1 ml /4 litres of water is advised when sky remains clear.</p> <ul style="list-style-type: none"> • Constant monitoring of lady finger crop against attack of mite is advised. If population is found more, then spraying of Ethion @ 1.5-2 ml/litre of water is advised when sky remains clear. • After harvesting of mature okra application of urea @ 5-10 kg/ acre should be done.
Ridge gourd, Bottle gourd, Sponge guard, Bitter guard& cucurbitaceous crops	Flowering & fruiting	Fruit fly Jassids& white fly Mites	<ul style="list-style-type: none"> • For constant monitoring of cucurbitaceous crops against attack of fruit fly, use of ‘Methyl Eugenol trap is recommended. After detecting the symptoms, spraying of Rogor @ 20 ml + 100 g sugar or jaggary/10 litre water at 50 litres/ha.is advised, when sky is clear. • Monitor the crop for infestation of jassid& white fly, if require spray 500 ml of 5 % neem seed extract or neem seed oil 50 ml with diafenthiuron 50 %wp @ 16 gm / 10 lit of water. • If infestation is found, then make spraying of Ethion @ 1.5-2 ml/litre of water for the control of Mites under clear sky.
Cluster bean	Growing/fruiting	Jassid/whitefly	<ul style="list-style-type: none"> • Monitor the crop for infestation of jassid& white fly, if require spray 500 ml of 5 % neem seed extract or neem seed oil 50 ml with diafenthiuron 50 %wp @ 16 gm / 10 lit of water.
Brinjal& Tomato	Flowering/ fruiting	Sucking pest → Shoot &Fruit borer	<p>Monitor the crop for infestation of jassid& white fly in brinjal, if require spray 500 ml of 5 % neem seed extract or neem seed oil 50 ml with diafenthiuron 50 %wp @ 16 gm / 10 lit of water.</p> <p>In brinjal and tomato constant monitoring of borers by using pheromone traps 4-6 per acre is advised, If</p>

		 Mites	<p>insect population is above ETL than spraying of Spinosad 3.0 ml/10 litre of water is advised against fruit borer.</p> <p>If infestation is found, then make spraying of Ethion @ 1.5-2 ml/litre of water for the control of Mites under clear sky.</p>
Chili	Flowering	<p>Thrips →</p>  Leaf curling Virus → 	<p>Under present weather condition, for the control of thrips infestation make alternative spray of profenofos 50 EC and Ethion 50 % EC @ 20 ml /10 litre of water at 10 days interval.</p> <p>In present weather conditions, rouging of viral infested crop should be done in chilli. Infected plants should be uprooted and buried in the soil. After rouging, spraying of Imidacloprid @ 5 ml per 10litre of water is advisedfor control the vector, when sky remains clear.</p>
Lemon	Fruit development	<p>Psylla and thrips</p>  <p>Citrus canker</p> <p>Leaf minor</p> <p>Hast Bahar</p>	<p>To prevent damage of psylla & thrips spray imidacloprid 30.5 % 5 ml / 10 lit of water ml/10 lit of water.</p> <p>Spray copper oxychloride 40 gm or streptocyclin1.5 gm in 10 litre of water.</p> <p>Spray Dichlorvos 10 ml or Quinalphos 20 ml in 10 litres of water for control of leafminor.</p> <p>For getting maximum fruit in summer, after last rainfall cultivate lemon orchard up to the depth of 10-15 cm for pruning of tiny small root and keep left until wilting & defoliation start, after that apply FYM @ 50 kg, Urea @ 300 gm, Ammonium sulphate @ 500 gm, DAP @ 1.5 kg & murate of potash 300 gm/tree.</p>
Livestock & poultry	 <p>Spray Deltamethrin or Amitraz 2 ml/litre of water for the control of tick and for prevention of foot & mouth disease in animals do vaccination with FMD vaccine. Provide 6-8 kg good quality dry roughage with 15-20 kg green fodder to the animals. Spray phenyl in the animal shed to avoid flies and mosquitoes. Keep animal shed hygienic and clean to avoid flies and mosquitoes. For milch animals, regularly follow schedule of 1 kg feed + 50 g mineral mixture per 2 liters of milk yield. Feed animals with a mixture of green grass + hay + minerals + dry feed.</p>		

Technical Officer, GKMS Unit, DFRS, JAU, Targhadia.



Gramin Krushi Mausam Seva
Main Dry Farming Research Station
Junagadh Agricultural University
Targhadia (Rajkot) - 360 003
Phone: (0281)2784260(O), 2331686(R)
Fax : (0281)2784722, Cell:94277 28523



Agro met Advisory Service bulletin No.-63 for the Surendranagar district

(Issued jointly by DFERS, J.A.U., Targhadia (Rajkot) and India Meteorological Department)

(Period 06 to 10-November- 2019)

Weather forecast until 08-30 hrs of 10/11/2019

(6) SURENDRANAGAR DISTRICT:


	06/11/19	07/11/19	08/11/19	09/11/19	10/11/19
Rainfall (mm)	0	44	14	0	0
Max.Temp.(°C)	33	32	31	32	31
Min.Temp.(°C)	24	23	22	21	22
Total CC (octa)	7	8	2	0	0
RH-I (%)	66	68	72	65	66
RH-II (%)	43	44	52	35	38
Wind Speed (kmph)	5	15	6	15	9
Wind Direction(deg.)	226	69	197	81	83

Agro meteorological advisories:

General Advice	<p>Rain fall: Hot, warm and Partly cloudy to generally cloudy weather & Moderate to heavy rainfall during 07 to 08-November forecasted.</p> <ul style="list-style-type: none"> • Temperature: Maximum and minimum temperature likely to be in range of 31-33°C and 21-24°C, respectively. • Relative Humidity: The RH-I and RH-II is likely to be in the range of 66-72% & 35-52, respectively. • Wind Direction and Speed: Direction and speed of wind is likely to be SW, E, S and 5-15 km/h, respectively. • Due to Cyclonic Storm 'Maha' , there is possibility of light to moderate rain fall, farmers are advised for picking of matured bolls of cotton immediately, complete the threshing og groundnut and keep the produce in safe covered places. • Light to moderate rainfall at most places with isolated heavy falls over Saurashtra from 6th November evening to 8th November morning. • Farmers are advised to use light trap to keep a check on pest population. This causes less damage to useful insects. For making a light trap, a bulb should be fixed above a tumbler (either plastic or tin) having a mixture of water and few drops of Rogor or kerosene oil. The insects get attracted towards the light, fall in
-----------------------	--






the solution and die.

- **Carry out field preparation for sowing of rabi sorghum, garlic, chickpea and mustard where sesame/pearl millet/pulses/bunch groundnut crops harvested & irrigation facility available and also procure certified seeds for sowing in advance.**

Crops	Stage	Insect/Pest/ Variety	Advisory
Garlic	Sowing 	Gujarat Garlic-5, Yamuna Safed-3 (G-282) or Local	Carry out sowing of Garlic, If kharif crop is harvested.
Chick pea	Sowing	Gujarat chana-2 (Unirrigated), Gujarat Junagadh chana-3 (irrigated)	Carry out sowing of Gram, If kharif crop is harvested. Seed should be treated with fungicides, Captan or Thiram @ 2.0 gm/ kg and after that with crop-specific <i>Rhizobium</i> culture. A solution of jaggary and water after boiling should be allowed to cool down and then seeds along with <i>Rhizobium</i> should be thoroughly mixed. The mixture should be allowed to dry in a shade. It is highly recommended that the treated seeds should be sown after 24 hours of treatment.
Mustard	Sowing	Varuna, Gujarat rai-3	Carry out sowing of Mustard, If kharif crop is harvested.

Cotton	Flowering-ball formation /development	Jassid&whitefly Pink ball worm	<ul style="list-style-type: none"> • Under present weather condition heavy infestation of jassid& white fly observed in cotton, if require spray 5 % seed kernel extract or neem seed oil 50 ml with diafenthiuron50 %wp@16 gm / 10 lit of water. • Due to constant excess moisturein soil apply supplementary dose of nitrogen through Ammonium sulphate (30 kg/ha) and also apply potash through murate of potash (30 kg/ha) to cotton crop. • Also spray Mencozeb75 % wp @ 27gm/10 litre of water for control alternaria&cercospora leaf spot in cotton. • Carry out weeding at vapsa condition. • For the monitoring of pink bollworm infestation in cotton crop farmers are advised to put pheromone traps 6-8/ha in early sown crop. If infestation found pick and burry the infested flowers/bolls in soil for control of pink bollworm infestation in cotton. Also make spray of profenofos 50 EC 20 ml or cypermethrin 10 ml in 10 liters of water.
Castor	Flowering/ capsule formation	Jassids& white fly→ Prodenia	<p>Spray Acetamiprid 20 % SP@ 5.0 gmORimidacloprid 30.5 % 3 ml with neem seed extract 500 ml or neem oil 40 mla / 10 lit of water ml/10 lit of water.</p> <p>For the control of prodenia spray Chlorpyriphos 25 ml in 10 liters of water.</p>
Kharif Onion	Growing	Alternaria leaf spot/purple blotch	<p>For the control of purple blotch blight disease in kharif onion make 3 alternated spray of Mencozeb27 gm and thiophanate methyl 15 gm / 10 liter of water at 10 days interval.</p> <p>Apply supplementary dose of nitrogen (Urea 40 kg/ha) at 30 DASunder clear sky.</p>
Lady finger	Flowering/ fruiting	Jassids&white fly Shoot and fruit borer	<ul style="list-style-type: none"> • Monitor the crop for infestation of jassid& white fly, if require spray 500 ml of 5 % neem seed extract or neem seed oil 50 ml with diafenthiuron 50 %wp @ 16 gm / 10 lit of water. • For control of Shoot and fruit

		Mites	<p>borer Sparyneem seed extract 500 ml or neem seed oil 50 ml in 10 litre of water at 15 days interval(4 spray).If pest population is high, spraying of Spinosad 48 EC @ 1 ml /4 litres of water is advised when sky remains clear.</p> <ul style="list-style-type: none"> • Constant monitoring of lady finger crop against attack of mite is advised. If population is found more, then spraying of Ethion @ 1.5-2 ml/litre of water is advised when sky remains clear. • After harvesting of mature okra application of urea @ 5-10 kg/ acre should be done.
Ridge gourd, Bottle gourd, Sponge guard, Bitter guard& cucurbitaceous crops	Flowering & fruiting	Fruit fly Jassids& white fly Mites	<ul style="list-style-type: none"> • For constant monitoring of cucurbitaceous crops against attack of fruit fly, use of 'Methyl Eugenol trap is recommended. After detecting the symptoms, spraying of Rogor @ 20 ml + 100 g sugar or jaggary/10 litre water at 50 litres/ha.is advised, when sky is clear. • Monitor the crop for infestation of jassid& white fly, if require spray 500 ml of 5 % neem seed extract or neem seed oil 50 ml with diafenthiuron 50 %wp @ 16 gm / 10 lit of water. • If infestation is found, then make spraying of Ethion @ 1.5-2 ml/litre of water for the control of Mites under clear sky.
Cluster bean	Growing/fruiting	Jassid/whitefly	<ul style="list-style-type: none"> • Monitor the crop for infestation of jassid& white fly, if require spray 500 ml of 5 % neem seed extract or neem seed oil 50 ml with diafenthiuron 50 %wp @ 16 gm / 10 lit of water.
Brinjal& Tomato	Flowering/ fruiting	Sucking pest → Shoot &Fruit borer	<p>Monitor the crop for infestation of jassid& white fly in brinjal, if require spray 500 ml of 5 % neem seed extract or neem seed oil 50 ml with diafenthiuron 50 %wp @ 16 gm / 10 lit of water.</p> <p>In brinjal and tomato constant monitoring of borers by using pheromone traps 4-6 per acre is advised, If</p>

		 <p>Mites</p>	<p>insect population is above ETL than spraying of Spinosad 3.0 ml/10 litre of water is advised against fruit borer.</p> <p>If infestation is found, then make spraying of Ethion @ 1.5-2 ml/litre of water for the control of Mites under clear sky.</p>
Chili	Flowering	<p>Thrips →</p>  <p>Leaf curling Virus →</p> 	<p>Under present weather condition, for the control of thrips infestation make alternative spray of profenofos 50 EC and Ethion 50 % EC @ 20 ml /10 litre of water at 10 days interval.</p> <p>In present weather conditions, rouging of viral infested crop should be done in chilli. Infected plants should be uprooted and buried in the soil. After rouging, spraying of Imidacloprid @ 5 ml per 10litre of water is advisedfor control the vector, when sky remains clear.</p>
Lemon	Fruit development	<p>Psylla and thrips</p>  <p>Citrus canker</p> <p>Leaf minor</p> <p>Hast Bahar</p>	<p>To prevent damage of psylla & thrips spray imidacloprid 30.5 % 5 ml / 10 lit of water ml/10 lit of water.</p> <p>Spray copper oxychloride 40 gm or streptocyclin1.5 gm in 10 litre of water.</p> <p>Spray Dichlorvos 10 ml or Quinalphos 20 ml in 10 litres of water for control of leafminor.</p> <p>For getting maximum fruit in summer, after last rainfall cultivate lemon orchard up to the depth of 10-15 cm for pruning of tiny small root and keep left until wilting & defoliation start, after that apply FYM @ 50 kg, Urea @ 300 gm, Ammonium sulphate @ 500 gm, DAP @ 1.5 kg & murate of potash 300 gm/tree.</p>
Livestock & poultry	 <p>Spray Deltamethrin or Amitraz 2 ml/litre of water for the control of tick and for prevention of foot & mouth disease in animals do vaccination with FMD vaccine. Provide 6-8 kg good quality dry roughage with 15-20 kg green fodder to the animals. Spray phenyl in the animal shed to avoid flies and mosquitoes. Keep animal shed hygienic and clean to avoid flies and mosquitoes. For milch animals, regularly follow schedule of 1 kg feed + 50 g mineral mixture per 2 liters of milk yield. Feed animals with a mixture of green grass + hay + minerals + dry feed.</p>		

Technical Officer, GKMS Unit, DFRS, JAU, Targhadia.