



ગ્રામીણ કૃષિ મૌસમ સેવા
હવામાન આગાહી આધારીત કૃષિસલાહ બુલેટીન
ઉત્તર સૌરાષ્ટ્ર ખેત આબોહવાકીય વિભાગ
તા.૧૫-૦૨-૨૦૨૦ થી તા.૧૯-૦૨-૨૦૨૦



(ગ્રામીણ કૃષિ મૌસમ સેવા, સૂકી ખેતી સંશોધન કેન્દ્ર, જી.કૃ.યુ., તરઘડિયા અને ભારત મૌસમ વિભાગ દ્વારા સંપન્ન)

કૃષિ હવામાન બુલેટીન નં. ૯૨/૨૦૨૦

પાછલા અઠવાડીયાનું રાજકોટનું હવામાન

હવામાન પરિબલો	
વરસાદ(મી.મી)	0.0
મહત્તમ તાપમાન (સે.ગ્રે)	27.1-33.0
લઘુત્તમ તાપમાન (સે.ગ્રે)	13.0-17.0
ભેજ(%) સવાર	48-69
ભેજ(%) બપોરબાદ	33-44
પવનની ગતિ (કિમી/કલાક)	2.8-6.6

હવામાન આગાહી: પત્રક-ક

ઉત્તરસૌરાષ્ટ્ર ખેત આબોહવાકીય વિભાગ-હવામાન આગાહી

તા.૧૫-૦૨-૨૦૨૦ થી ૧૯-૦૨-૨૦૨૦

કૃષિ સલાહ:

સામાન્ય

➤ ભારત સરકારશ્રીના હવામાન ખાતા તરફથી મળેલ હવામાન માહિતી અનુસાર અત્રેના ગ્રામીણકૃષિ મૌસમ સેવા વિભાગ,જુનાગઢ કૃષિ યુનિવર્સિટી, તરઘડીયા તરફથી જણાવવામાં આવે છે કે, ઉત્તર સૌરાષ્ટ્ર ખેત આબોહવાકીય વિસ્તારના

રાજકોટ: જીલ્લામાં આગામી તા.૧૫-૦૨-૨૦૨૦ થી તા.૧૯-૦૨-૨૦૨૦ દરમ્યાન હવામાન સૂકું અને મુખત્વે વાદળછાયું રહશે. પવનની દિશા વાયવ્ય, નૈઋત્ય અને ઈશાનની રહેવાની અને પવનની ઝડપ ૧૦ થી ૧૫ કીમી/કલાક રહેવાની શક્યતા છે. આ સમય ગાળામાં મહત્તમ તાપમાન દિવસ દરમ્યાન ૩૪-૩૬ ડીગ્રી સેલ્શીયસ જેટલું તેમજ લઘુત્તમ તાપમાન રાત્રી દરમ્યાન ૧૬-૧૮ ડીગ્રી સેલ્શીયસ જેટલું રહેવાની સંભાવના છે.

તારીખ	દિવસ-૧	દિવસ-૨	દિવસ-૩	દિવસ-૪	દિવસ-૫
પેરામીટર	૧૫-૦૨-૨૦	૧૬-૦૨-૨૦	૧૭-૦૨-૨૦	૧૮-૦૨-૨૦	૧૯-૦૨-૨૦
વરસાદ(મી.મી)	0	0	0	0	0
મહત્તમતાપમાન (સે.ગ્રે)	34	34	35	36	36
લઘુત્તમતાપમાન (સે.ગ્રે)	16	17	18	18	18
વાદળનીસ્થિતિ(ઓકટા)	2	2	0	0	0
મહત્તમભેજ(%) સવાર	47	33	31	24	24
લઘુત્તમભેજ (%) બપોરબાદ	16	11	13	13	12
પવનનીગતિ(કિમી/કલાક)	12	13	15	13	10
પવનનીદિશા(ડીગ્રી)	329	213	27	48	299

મોરબી :જીલ્લામાં આગામી તા.૧૫-૦૨-૨૦૨૦ થી તા.૧૯-૦૨-૨૦૨૦ દરમ્યાન હવામાન સૂકું અને મુખત્વે વાદળછાયું રહશે. પવનની દિશા ઈશાન અને પૂર્વની રહેવાની અને પવનની ઝડપ ૫ થી ૧૩ કીમી/કલાક રહેવાની શક્યતા છે. આ સમય ગાળામાં મહત્તમ તાપમાન દિવસ દરમ્યાન ૩૪-૩૬ ડીગ્રી સેલ્શીયસ જેટલું તેમજ લઘુત્તમ તાપમાન રાત્રી દરમ્યાન ૧૬-૧૮ ડીગ્રી સેલ્શીયસ જેટલું રહેવાની સંભાવના છે.

તારીખ	દિવસ-૧	દિવસ-૨	દિવસ-૩	દિવસ-૪	દિવસ-૫
પેરામીટર	૧૫-૦૨-૨૦	૧૬-૦૨-૨૦	૧૭-૦૨-૨૦	૧૮-૦૨-૨૦	૧૯-૦૨-૨૦
વરસાદ(મી.મી)	0	0	0	0	0
મહત્તમતાપમાન (સે.ગ્રે)	34	34	35	36	36
લઘુત્તમતાપમાન (સે.ગ્રે)	16	17	18	18	18
વાદળનીસ્થિતિ(ઓકટા)	1	3	0	0	1
મહત્તમભેજ(%) સવાર	34	30	23	19	24
લઘુત્તમભેજ (%) બપોરબાદ	17	15	14	13	13
પવનનીગતિ(કિમી/કલાક)	7	10	13	12	5
પવનનીદિશા(ડીગ્રી)	65	56	67	67	83

જામનગર: જીલ્લામાં આગામી તા.૧૫-૦૨-૨૦૨૦ થી તા.૧૯-૦૨-૨૦૨૦ દરમ્યાન હવામાન સૂકું અને મુખત્વે વાદળછાયું રહશે. પવનની દિશા ઉત્તર, નૈરુત્ય, ઈશાન અને વાયવ્યની રહેવાની અને પવનની ઝડપ ૧૪ થી ૧૭ કીમી/કલાક રહેવાની શક્યતા છે. આ સમય ગાળામાં મહત્તમ તાપમાન દિવસ દરમ્યાન ૩૪-૩૬ ડીગ્રી સેલ્શીયસ જેટલું તેમજ લઘુત્તમ તાપમાન રાત્રી દરમ્યાન ૧૬-૧૮ ડીગ્રી

સેલ્શીયસ જેટલું રહેવાની સંભાવના છે.

તારીખ	દિવસ-૧	દિવસ-૨	દિવસ-૩	દિવસ-૪	દિવસ-૫
પેરામીટર	૧૫-૦૨-૨૦	૧૬-૦૨-૨૦	૧૭-૦૨-૨૦	૧૮-૦૨-૨૦	૧૯-૦૨-૨૦
વરસાદ(મી.મી)	૦	૦	૦	૦	૦
મહત્તમતાપમાન (સે.ગ્રે)	૩૪	૩૪	૩૫	૩૬	૩૬
લઘુત્તમતાપમાન (સે.ગ્રે)	૧૮	૧૭	૧૭	૧૭	૧૬
વાદળનીસ્થિતિ(ઓકટા)	૩	૧	૦	૦	૧
મહત્તમભેજ(%) સવાર	૫૭	૫૪	૪૭	૩૯	૪૧
લઘુત્તમભેજ (%) બપોરબાદ	૩૨	૨૮	૨૪	૨૩	૨૫
પવનનીગતિ(કિમી/કલાક)	૧૪	૧૬	૧૭	૧૬	૧૪
પવનનીદિશા(ડીગ્રી)	૩૪૦	૨૪૩	૧૮	૩૮	૩૩૩

દેવભૂમિ દ્વારકા: જીલ્લામાં આગામી તા.૧૫-૦૨-૨૦૧૯ થી તા.૧૯-૦૨-૨૦૨૦ દરમિયાન હવામાન સુકું અને મુખત્વે વાદળછાયું રહેશે. પવનની દિશા વાયવ્ય, ઉત્તર અને ઈશાનની રહેવાની અને પવનની ઝડપ ૧૪ થી ૧૭ કીમી/કલાક રહેવાની શક્યતા છે. આ સમય ગાળામાં મહત્તમ તાપમાન દિવસ દરમિયાન ૩૨-૩૪ ડીગ્રી સેલ્શીયસ જેટલું તેમજ લઘુત્તમ તાપમાન રાત્રી દરમિયાન ૧૮-૨૦ ડીગ્રી સેલ્શીયસ જેટલું રહેવાની સંભાવના છે.

તારીખ	દિવસ-૧	દિવસ-૨	દિવસ-૩	દિવસ-૪	દિવસ-૫
પેરામીટર	૧૫-૦૨-૨૦	૧૬-૦૨-૨૦	૧૭-૦૨-૨૦	૧૮-૦૨-૨૦	૧૯-૦૨-૨૦
વરસાદ(મી.મી)	૦	૦	૦	૦	૦
મહત્તમતાપમાન (સે.ગ્રે)	૩૨	૩૨	૩૩	૩૪	૩૪
લઘુત્તમતાપમાન (સે.ગ્રે)	૨૦	૧૯	૧૯	૧૯	૧૮
વાદળનીસ્થિતિ(ઓકટા)	૪	૨	૦	૦	૧
મહત્તમભેજ(%) સવાર	૫૯	૫૯	૫૨	૪૨	૪૩
લઘુત્તમભેજ (%) બપોરબાદ	૨૮	૨૩	૧૯	૧૮	૨૦
પવનનીગતિ(કિમી/કલાક)	૧૫	૧૬	૧૭	૧૭	૧૪
પવનનીદિશા(ડીગ્રી)	૩૩૬	૩૫૧	૧૭	૩૫	૩૪૦

અમરેલી: જીલ્લામાં આગામી તા.૧૫-૦૨-૨૦૨૦ થી તા.૧૯-૦૨-૨૦૨૦ દરમિયાન હવામાન સુકું અને મુખત્વે વાદળછાયું રહેશે. પવનની દિશા વાયવ્ય, પશ્ચિમ અને ઈશાનની રહેવાની અને પવનની ઝડપ ૧૧ થી ૧૫ કીમી/કલાક રહેની શક્યતા છે. આ સમય ગાળામાં મહત્તમ તાપમાન દિવસ દરમિયાન ૩૪-૩૬ ડીગ્રી સેલ્શીયસ જેટલું તેમજ લઘુત્તમ તાપમાન રાત્રી દરમિયાન ૧૫-૧૬ ડીગ્રી સેલ્શીયસ જેટલું રહેવાની સંભાવના છે.

તારીખ	દિવસ-૧	દિવસ-૨	દિવસ-૩	દિવસ-૪	દિવસ-૫
પેરામીટર	૧૫-૦૨-૨૦	૧૬-૦૨-૨૦	૧૭-૦૨-૨૦	૧૮-૦૨-૨૦	૧૯-૦૨-૨૦
વરસાદ(મી.મી)	૦	૦	૦	૦	૦
મહત્તમતાપમાન (સે.ગ્રે)	૩૪	૩૪	૩૫	૩૬	૩૬
લઘુત્તમતાપમાન (સે.ગ્રે)	૧૬	૧૫	૧૬	૧૬	૧૬

વાદળનીસ્થિતિ(ઓકટા)	0	1	0	0	0
મહત્તમભેજ(%) સવાર	46	34	32	31	34
લઘુત્તમભેજ(%) બપોરબાદ	22	17	19	20	20
પવનનીગતિ(કિમી/કલાક)	12	13	15	13	11
પવનનીદિશા(ડીગ્રી)	293	252	35	44	305




સુરેન્દ્રનગર: જીલ્લામાં આગામી તા.૧૫-૦૨-૨૦૨૦ થી તા.૧૯-૦૨-૨૦૨૦ દરમિયાન હવામાન સુકું અને મુખત્વે વાદળછાયું રહેશે. પવનની દિશા નૈઋત્ય, દક્ષિણ અને ઈશાનની રહેવાની અને પવનની ઝડપ ૯ થી ૧૪ કીમી/કલાક રહેવાની શક્યતા છે. આ સમય ગાળામાં મહત્તમ તાપમાન દિવસ દરમિયાન ૩૪-૩૬ ડીગ્રી સેલ્શીયસ જેટલું તેમજ લઘુત્તમ તાપમાન રાત્રી દરમિયાન ૧૬-૧૮ ડીગ્રી સેલ્શીયસ જેટલું રહેવાની સંભાવના છે.





તારીખ	દિવસ-૧	દિવસ-૨	દિવસ-૩	દિવસ-૪	દિવસ-૫
પેરામીટર	૧૫-૦૨-૨૦	૧૬-૦૨-૨૦	૧૭-૦૨-૨૦	૧૮-૦૨-૨૦	૧૯-૦૨-૨૦
વરસાદ(મી.મી)	0	0	0	0	0
મહત્તમતાપમાન (સે.ગ્રે)	34	34	35	36	36
લઘુત્તમતાપમાન (સે.ગ્રે)	16	17	18	18	18
વાદળનીસ્થિતિ(ઓકટા)	3	2	0	0	1
મહત્તમભેજ(%) સવાર	46	31	29	26	26
લઘુત્તમભેજ(%) બપોરબાદ	19	16	18	16	16
પવનનીગતિ(કિમી/કલાક)	12	12	14	13	9
પવનનીદિશા(ડીગ્રી)	237	186	38	55	192



- ૧૫ થી ૧૯-ફેબ્રુઆરી-૨૦૨૦ દરમિયાન હવામાન સુકું અને મુખત્વે વાદળછાયું રહેશે. પવનની દિશા ઈશાન, વાયવ્ય અને નૈઋત્યની મોટાભાગે રહેવાની અને પવનની ઝડપ ૫ થી ૧૭ કીમી/કલાક રહેવાની શક્યતા છે. આ સમયગાળામાં મહત્તમ તાપમાન દિવસ દરમિયાન ૩૨-૩૬ ડીગ્રી સેલ્શીયસ જેટલું તેમજ લઘુત્તમ તાપમાન રાત્રી દરમિયાન ૧૬-૨૦ ડીગ્રી સેલ્શીયસ જેટલું રહેવાની સંભાવના છે.
- હાલ ઘઉં અને ધાણાના પાકને પવનની ઝડપ ઓછી હોય ત્યારે પિયત આપવું જેથી પાક ઢળે નહિ.
- ઉનાળુ શાકભાજી, તલ અને મગફળીના વાવેતર માટે જમીન તૈયાર કરવી અને હવામાન અનુકૂળ થયે વાવેતર કરવું.






મુખ્ય પાક	પાક અવસ્થા	રોગ/જીવાત/જાત	કૃષિ સલાહ (૧૦ લીટરપાણીમાં મિશ્ર કરી ભલામણ કરેલ દવા છાંટવી)
ઉનાળુ મગફળી	વાવેતર	ટીએજી-૨૪, જીજી-૨, ટિજી- ૩૭-એ, ટીપીજી- ૪૧	આ પખવાડીયામાં તાપમાન ૨૨-૨૫° સે. થાય એટલે ઉનાળુ મગફળીનું વાવેતર કરી દેવું. વાવેતર સમયે મગફળીના બીયાને ૧.૨૫ ગ્રામ ટેબ્યુકોનાઝોલ દવાનો ૧ કિ.ગ્રા. દાણા પ્રમાણે પટ આપવો. સીંગલ સુપર ફોસ્ફેટ ૩૧૨ કિ.ગ્રા., એમોનીયમ સલ્ફેટ ૧૨૫ કિ.ગ્રા. અને એરેડીનો ખોળ ૨૫૦ કિ.ગ્રા./હેક્ટર અથવા ડી.એ.પી. ૧૦૮ કિ.ગ્રા. અને જીપ્સમ ૨૫૦ કિ.ગ્રા./હેક્ટર અને એરેડીનો ખોળ ૨૫૦ કિ.ગ્રા./હેક્ટર પાયામાં આપવો.

ઉનાળુ તલ	વાવેતર	ગુજરાત તલ-૨ ગુજરાત તલ-૩	આ પખવાડીયામાં તાપમાન ૨૮-૩૦° સે. થાય એટલે ઉનાળુ તલનું વાવેતર કરવું. બિયારણને ૨-૩ ગ્રામ/કિલો મુજબ થાયરમ-કર્બોક્સીન, મેન્કોઝેબ અથવા કાર્બેન્ડાઝીમનો પટ આપવો. -પાયામાં સીંગલ સુપર ફોસ્ફેટ ૨૫ કિ.ગ્રા./વિઘે અને યુરીયા ૮ કિ.ગ્રા./વિઘે આપવું. અથવા - ડી.એ.પી.૯ કિ.ગ્રા. અને જીપ્સમ ૮૦ કિ.ગ્રા./વિઘે અને યુરીયા ૮ કિ.ગ્રા./વિઘે આપવું. તેમજ તલના પાકમાં સરકારી ગ્રેડ-૫ વાળું સૂક્ષ્મતત્વોનું મિશ્રણ ૩.૨ કિ.ગ્રા./વિઘે અને એરંડીનો ખોળ ૮૦ કિ.ગ્રા./વિઘે જમીનમાં આપવો.
ટમેટા	ફેર રોપણી	જુનાગઢ ટમેટા-૩, જુનાગઢ રૂબી, ગુજરાત ટમેટા-૬	વાવેતર અંતર ૬૦-૯૦ × ૪૫-૬૦ સે.મી. રાખવું તથા યુરીયા ૧૬૩, સીંગલ સુપર ફોસ્ફેટ ૬૨૫ કિ.ગ્રા., અને મ્યુરેટ ઓફ પોટાશ ૧૬૭ કિ.ગ્રા./ હેક્ટર પાયામાં આપવો.
રીંગણ	ફેર રોપણી	જુનાગઢલંબગોળ, ગુજરાત જુનાગઢ લાંબા રીંગણ ૪, ગુજરાત જુનાગઢ રીંગણ-૨ & ૩, ગુજરાત રીંગણ-૫	વાવેતર અંતર ૯૦ × ૬૦ સે.મી. રાખવું તથા યુરીયા ૧૦૮, સીંગલ સુપર ફોસ્ફેટ ૩૧૨ કિ.ગ્રા., અને મ્યુરેટ ઓફ પોટાશ ૮૩ કિ.ગ્રા./ હેક્ટર પાયામાં આપવો.
ભીંડા	વાવેતર	ગુજરાત હાઈબ્રીડ ભીંડા-૧ & ૨, ગુજરાત જુનાગઢ ભીંડા-૩, ગુજરાત જુનાગઢ હાઈબ્રીડ ભીંડા-૩, ગુજરાત ભીંડા-૬	વાવેતર અંતર ૬૦ × ૪૫ સે.મી. રાખવું તથા યુરીયા ૧૦૮, સીંગલ સુપર ફોસ્ફેટ ૩૧૨ કિ.ગ્રા., અને મ્યુરેટ ઓફ પોટાશ ૮૩ કિ.ગ્રા./ હેક્ટર પાયામાં આપવો.
તુરીયા	વાવેતર	ગુજરાત જુનાગઢ હાઈબ્રીડ તુરીયા-૧, પુસા નસદાર, જયપુરી	વાવેતર અંતર ૧.૫ × ૦.૫ મીટર રાખવું તથા યુરીયા ૨૭, સીંગલ સુપર ફોસ્ફેટ ૭૮ કિ.ગ્રા., અને મ્યુરેટ ઓફ પોટાશ ૨૧ કિ.ગ્રા./ હેક્ટર પાયામાં આપવો.
દૂધી	વાવેતર	પુસા સમર પ્રોલીફીક લોંગ જુનાગઢ ટેન્ડર લોંગ	વાવેતર અંતર ૨.૦ × ૦.૫ મીટર રાખવું તથા યુરીયા ૧૦૮, સીંગલ સુપર ફોસ્ફેટ ૩૧૨ કિ.ગ્રા., અને મ્યુરેટ ઓફ પોટાશ ૮૩ કિ.ગ્રા./ હેક્ટર પાયામાં આપવો.
ગલકા	વાવેતર	ગુજરાત જુનાગઢ ગલકા-૨, ગુજરાત ગલકા-	વાવેતર અંતર ૧.૫ × ૦.૫ મીટર રાખવું તથા યુરીયા ૨૭, સીંગલ સુપર ફોસ્ફેટ ૭૮ કિ.ગ્રા., અને મ્યુરેટ ઓફ પોટાશ ૨૧ કિ.ગ્રા./ હેક્ટર પાયામાં આપવો.

		૧, પુસા ચીકની	
કારેલા	વાવેતર	પ્રિયાપુસા, દો મોસમી	વાવેતર અંતર ૧ x ૧ મીટર રાખવું તથા યુરીયા ૬૫, સીંગલ સુપર ફોસ્ફેટ ૩૭૫ કિ.ગ્રા., અને મ્યુરેટ ઓફ પોટાશ ૧૦૦ કિ.ગ્રા./ હેક્ટર પાયામાં આપવો.
ગુવાર	વાવેતર	પુસા સદાબહાર, પુસા નવબહાર, આઈસી-૧૧૩૮૮	વાવેતર અંતર ૬૦ x ૩૦ સે.મી. રાખવું તથા યુરીયા ૫૫, સીંગલ સુપર ફોસ્ફેટ ૨૩૫ કિ.ગ્રા., અને મ્યુરેટ ઓફ પોટાશ ૬૩ કિ.ગ્રા./ હેક્ટર પાયામાં આપવો.
કાકડી	વાવેતર	જાપાનીઝ લાંબી લીલી, સ્ટ્રેઇટ-૮, પુસા સંયોગ	વાવેતર અંતર ૧ x ૧ મીટર રાખવું તથા યુરીયા ૫૫, સીંગલ સુપર ફોસ્ફેટ ૧૫૬ કિ.ગ્રા., અને મ્યુરેટ ઓફ પોટાશ ૪૨ કિ.ગ્રા./ હેક્ટર પાયામાં આપવો.
તરબુચ	વાવેતર	સુગર બેબી, અરકા જ્યોતી	વાવેતર અંતર ૨ x ૧ મીટર રાખવું તથા યુરીયા ૧૦૮, સીંગલ સુપર ફોસ્ફેટ ૩૧૨ કિ.ગ્રા., અને મ્યુરેટ ઓફ પોટાશ ૮૩ કિ.ગ્રા./ હેક્ટર પાયામાં આપવો.
લસણ	વૃદ્ધિ	થ્રીપ્સ,  પાનની ટોચનો સુકારો 	<ul style="list-style-type: none"> ➤ લસણના પાકમાં થ્રીપ્સના નિયંત્રણ માટે લીંબોળીનું તેલ ૫૦મિલિ અથવા લીંબોળીના મીંજનું ૫ ટકા અર્કનું દ્રાવણ ૫૦૦ મીલી અને પ્રોફેનોફોસ ૩૦ મિલી અથવા લેમ્બડા સાયહેલોથ્રીન ૧૦ મિલી દવાને ૧૦ લીટર પાણીમાં મિશ્ર કરીને છંટકાવ કરવો. અતિ ઉપદ્રવ હોય તો સ્પીનોસાઈ ૪ મિલી/૧૦ લીટર પાણીમાં મિશ્ર કરી છંટકાવ કરવો. ➤ લસણના પાકમાં પાન પીળા પડતા અટકાવવા મેન્કોઝેબ ૨૭ ગ્રામ અથવા કાર્બેન્ડાઝીમ ૧૦ ગ્રામ પ્રતિ ૧૦ લીટર પાણીમાં નાખીને છંટકાવ કરવો. ➤ જમીનની પ્રત મુજબ ૧૦-૧૨ દિવસે પિયત આપવું. યુરિઆ ખાતર ૫૪ કી.ગ્રા. પ્રતિ હેક્ટર વાવેતર બાદ ૩૦-૩૫ દિવસે આપવું. ➤ લસણ પીળું પડે નહિ તે માટે વધારે પડતું પિયત આપવું નહિ.
ચણા	વૃદ્ધિ/ફૂલ/પોપટા	લીલી અને લશ્કરી ઈંચળ 	<ul style="list-style-type: none"> • ચણાના પાકમાં લીલી અને લશ્કરી ઈંચળના નિયંત્રણ માટે પક્ષીઓને બેસવા માટે 'T' આકારના બેલાખડા મુકવા. જો વધુ ઉપદ્રવ જણાય તો કવીનાલફોસ ૨૦ મિલી અથવા એમામેકટીન બેન્ઝોએટ ૬.૫ ગ્રામ ૧૦ લીટર પાણીમાં કરીને છંટકાવ કરવો. તેમજ લીંબોળીનું તેલ ૫૦મિલિ અથવા લીંબોળીના મીંજનું ૫ ટકા અર્કનું દ્રાવણ ૫૦૦ મીલી ૧૦ લીટર પાણીમાં કરીને છંટકાવ કરવો. • પાનના સુકારાના નિયંત્રણ માટે ડાયથેન એમ ૪૫, ૨૭ ગ્રામ ૧૦ લીટર પાણીમાં મિશ્ર કરીને છંટકાવ કરવો. • સ્ટેટ વાયરસનો ઉપદ્રવ હોય તો શોષક પ્રકારની જંતુનાશક

			દવાનો છંટકાવ કરવો જેથી રોગનો ફેલાવો અટકાવી શકાય.
જીરું	ફૂલ/દાણા ભરાવવા	થ્રીપ્સ & મોલો ચરમી અને રાખોડી  સુકારો 	જીરુંના પાકમાં થ્રીપ્સ અને મોલોના નિયંત્રણ માટે લીબોળીનું તેલ ૫૦મિલિ અથવા લીબોળીના મીજનું ૫ ટકા અર્કનું દ્રાવણ ૫૦૦ મીલી અને એસીટામીપ્રીડ ૫ ગ્રામ અથવા ઇમીડાક્લોપ્રીડ ૬ મી.લી. અથવા કાર્બોસલ્ફાન ૨૦ મી.લી. ૧૦ લીટર પાણીમાં કરીને છંટકાવ કરવો. જીરુંના પાકમાં કાળીચરમી અને રાખોડીનો ઉપદ્રવ ન થાય તે માટે ટેબ્યુકોનાઝોલ ૧૦ મી.લી. ૧૦ લીટર પાણીમાં મિશ્ર કરીને ૧૫ દિવસના અન્તરે છંટકાવ કરવો.  જીરુંના ઉભા પાકમાં સુકારાના નિયંત્રણ માટે પિયત આપવાનું બંધ કરવું. 
ઘઉં	દુધિયા દાણા	-	<ul style="list-style-type: none"> • પિયત સમયસર આપવું. • ઘઉંનાદાણાની સારી ગુણવત્તા માટે છેલ્લા પિયત પહેલા ૧૫૦ ગ્રામ યુરિઆ અને મેન્કોઝેબ દવા ૨૫ ગ્રામ ૧૦લીટર પાણીમાં મિશ્ર કરી છાંટો.
કપાસ	કપાસની વીણી	ગુલાબી ઇયળ ગુલાબી ઇયળનાં નિયંત્રણ માટે તેમજ પિયત આપવું નહિ. બીજો ફાલ લેવો નહિ. છેલ્લી વીણી પછી ઘેરા બકરા ચરાવવા. જેથી ખુલ્લા વગરના ગુલાબી ઇયળના નુકશાન વાળા જીંડવા અને અન્ય કચરો નાશ પામે. ત્યારબાદ કરાંઠી સળગાવવી નહિ પરંતુ રોટાવેટર/મોબાઈલ ચોપરથી નાના ટુકડા કરી જમીનમાં દાંટી દેવા જેથી જમીન સેન્દ્રિય તત્વનો ઉમેરો થવાથી સુંક્મ જીવોની સંખ્યા વધશે અને જમીનના સ્વાસ્થ્યમાં સુધારો થશે. અથવા કરાંઠી ભેગી કરી શ્રેદરથી નાના ટુકડા કરીને છાણ, યુરિયા, કમ્પોસ્ટ કલ્ચર ઉમેરી દેશી(સેન્દ્રિય) ખાતર બનાવવું.	

			
ડુંગળી	રોપણી/વૃદ્ધિ વિકાસ	થ્રીપ્સ, પાનનો સુકારો જાંબલી ધાબા 	<ul style="list-style-type: none"> ▶ થ્રીપ્સના નિયંત્રણ માટે લીંબોળીનું તેલ ૫૦મિલિ અથવા લીંબોળીના મીંજનું ૫ ટકા અર્કનું દ્રાવણ ૫૦૦ મીલી અને પ્રોફેનોફોસ ૩૦ મિલી અથવા લેમ્બડા સાયહેલોથ્રીન ૧૫ મિલી દવાને ૧૦ લીટર પાણીમાં મિશ્ર કરીને છંટકાવ કરવો. અતિ ઉપદ્રવ હોય તો સ્પીનોસાઈ ૪ મિલી/૧૦ લીટર પાણીમાં મિશ્ર કરી છંટકાવ કરવો. ▶ ડુંગળીના પાકમાં જાંબલી ધાબાના રોગના નિયંત્રણ માટે મેન્કોઝેબ ૨૭ ગ્રામ અથવા કાર્બેન્ડાઝીમ ૧૦ ગ્રામ અથવા ક્લોરોથેલોનીલ ૨૭ ગ્રામ અથવા ફોઝેટાઈલ ૨૦ ગ્રામના/૧૦ લીટર પાણીમાં મિશ્ર કરી ૧૫ દિવસના અંતરે ત્રણ છંટકાવ કરવા. ▶ નાઈટ્રોજન યુક્ત એમોનિયમ સલ્ફેટ ખાતરનો પુરતી ડોઝ ૩૦ કીલો ગ્રામ પ્રતિ હે. આપવો.
કોબી અને ફલાવર	વૃદ્ધિ/દડા	હિરા ફૂદ	કોબી અને ફલાવરમાં હિરાફૂદાના નિયંત્રણ માટે સ્પીનોસાઈ ૩ મિલી/૧૦ લીટર પાણીમાં મિશ્ર કરી છંટકાવ કરવો.
રીંગણી અને ટમેટી	ફુલ/ફળ	તડતડીયા અને સફેદ માખી ડુંખ અને → ફળ કોરી ખાનાર ઈયળ પાન કથીરી	<ul style="list-style-type: none"> ▶ તડતડીયા અને સફેદ માખીના નિયંત્રણ માટે લીંબોળીનું તેલ ૫૦ મિલિ અથવા લીંબોળીના મીંજનું ૫ ટકા અર્કનું દ્રાવણ ૫૦૦ મીલી અને ડાયફેનથાયુરોન ૫૦ ટકા વે.પા. ૧૬ ગ્રામ અથવા ટ્રાયઝોફોસ ૪૦ ઈસી ૨૫ મિ.લી. દવાને ૧૦ લીટર પાણીમાં મિશ્ર કરીને છંટકાવ કરવો. ▶ ફળ અને ડોકાની ઈયળોનો ઉપદ્રવ હોય તો નુકશાન પામેલ ફળ અને ડોકા તોડીને જમીનમાં દાંટી દેવા અને ક્લોરોનટ્રાનીલીપ્રોલ ૧૮.૫ એસ.સી (રીનાક્ષીપાયર) દવા ૩ મિલી અથવા ડીડીવીપી ૭૬ ઈસી મિલી ૧૦ લીટર પાણીમાં મિશ્ર કરીને છંટકાવ કરવો. ▶ જો પાનકથીરીનો ઉપદ્રવ હોય તો પ્રોપરગાઈટ ૫૭ ઈ.સી. ૧૫ મિલી પ્રતિ પંપ છંટકાવ કરવો.
મરચી	વૃદ્ધિ/ફુલ/ફળ	થ્રીપ્સ, સફેદ માખી	<ul style="list-style-type: none"> ▶ પ્રોફેનોફોસ ૨૦ મીલી અને લીંબોળીનું તેલ ૫૦ મિલી અથવા લીંબોળીના મીંજનું ૫ ટકા અર્કનું દ્રાવણ ૫૦૦ મિલી ૧૦ લી. પાણીમાં મિશ્ર કરી છંટકાવ કરવો. થ્રીપ્સનો વધુ ઉપદ્રવ હોય

		 <p>કાલવણ →</p> 	<p>તો સ્પીનોસાદ અથવા સ્પીનેટોરમ દવા ૫ મિલી. પ્રતિ પંપ છાંટવી.</p> <p>➤ કાલવણ રોગના નિયંત્રણ માટે મેન્કોઝેબ ૨૭ ગ્રામ અથવા ક્લોરોથેલોનીલ ૨૭ ગ્રામ અથવા ફોઝેટાઈલ ૨૦ ગ્રામના ૧૫ દિવસના અંતરે ત્રણ છંટકાવ કરવા.</p>
આંબો	ફૂલ	<p>મધીયો અને મગીયાની ઈયળ</p> <p>ભુકીછારો/રાખોડી</p>	<p>આંબામાં મધીયો અને મગીયાની ઈયળના નિયંત્રણ માટે ઈમીડાક્લોપ્રીડ ૫ મિલી ૧૦ લી.પાણીમાં મિશ્ર કરી છંટકાવ કરવો.</p>  <p>આંબામાં ભુકીછારો/રાખોડીના નિયંત્રણ માટે હેક્ઝાકોનાઝોલ ૧૫ મિલી ૧૦ લી.પાણીમાં મિશ્ર કરી છંટકાવ કરવો.</p> 
<p>પશુ/ મરઘા</p> 			<p>પ્રજીવથી થતા રોગોની ચકાસણી કરાવવી. ઈતરડીના નિયંત્રણ માટે ડેલ્ટામેથ્રીન અથવા એમીટ્રાઝ ૨ મી.લી. ૧ લીટર પાણીમાં નાખીને છાંટવી. વિટામીન એ તથા ડી પુરકો આપવા. કરમિયાની દવા આપવી તથા ઉછરતા પશુઓમાં બૃસેલ્લા કાફુંડનું રસીકરણ કરાવવું. પશુને ૬ થી ૮ કી.ગ્રા. સુકો અને ૧૫ થી ૨૦ કી.ગ્રા. લીલો ચારો આપવો. દુધાળા પશુઓને પ્રતિ લીટર દુધની ઊપજ મુજબ નિયમિત ૧ કી.ગ્રા. ફીડ + ૫૦ ગ્રામ ખનીજ તત્ત્વોનું મિશ્રણ આપવું. દુધાળા પશુઓને હુંફાળું ગરમ પાણી પીવા માટે આપવું. તેમજ માખીઓના ઉપદ્રવથી બચવા ફીનાઈલ છાંટવું. લીલુઘાસ , સુકું ઘાસ અને ખનીજ તત્ત્વોનું મિશ્રણ ખોરાકમાં આપવું.</p>

જુકૃયુ/ટેકનિકલ ઓફિસર.(સુખે)/એગ્રોમેટ/બુલેટીન/ /૨૦૨૦
તરઘડિયા(રાજકોટ), તારીખ: ૧૪/૦૨/૨૦૨૦.

પ્રતિ,
તંત્રીશ્રી/ડાયરેક્ટરશ્રી,
રાજકોટ,

ઉપરોક્ત માહિતી આપના દૈનિક સમાચાર પત્રોમાં, રેડીયોમાં ગામના ચોરાના કાર્યક્રમમાં તથા ટીવીના ગ્રામ્ય કાર્યક્રમમાં વિના મૂલ્યે પ્રસિધ્ધ કરાવવા નમ્ર વિનતી છે. સહકારની અપેક્ષા સહ આભાર.

ટેકનીકલ ઓફિસર
સુકી ખેતીસંશોધન કેન્દ્ર
જુનાગઢ કૃષિ નિવર્સિટી
તરઘડીયા



Gramin Krushi Mausam Seva
Main Dry Farming Research Station
Junagadh Agricultural University
Targhadia (Rajkot) - 360 003
Phone: (0281)2784260(O), 2331686(R)
Fax : (0281)2784722, Cell :94269 38235



Agro met Advisory Service bulletin No.92-for the Rajkot district

(Issued jointly by DFRS, J.A.U., Targhadia (Rajkot) and India Meteorological Department)
 (Period 15 to 19-February- 2020)

Significant past weather for the preceding week of Rajkot

Rainfall (mm)	0.0
Maximum temperature (°C)	27.1-33.0
Minimum temperature (°C)	13.0-17.0
Relative Humidity (%) I	48-69
Relative Humidity (%) II	33-44
Wind speed (Kmph)	2.8-6.6

Weather forecast until 08-30 hrs. of 19/02/2020




(1) RAJKOT DISTRICT:






	15/02/20	16/02/20	17/02/20	18/02/20	19/02/20
Rainfall (mm)	0	0	0	0	0
Max.Temp.(°C)	34	34	35	36	36
Min.Temp.(°C)	16	17	18	18	18
Total CC (octa)	2	2	0	0	0
RH-I (%)	47	33	31	24	24
RH-II (%)	16	11	13	13	12
Wind Speed (kmph)	12	13	15	13	10
Wind Direction(deg.)	329	213	27	48	299






Agro meteorological Advisories:



General Advice	<ul style="list-style-type: none"> • Rain fall: Dry and Mainly clear to clear weather forecasted next five days. • Temperature: Maximum and minimum temperature likely to be in range of 34-36°C and 16-18°C, respectively. • Relative Humidity: The RH-I and RH-II is likely to be in the range of 24-47% & 11-16, respectively. • Wind Direction and Speed: Direction and speed of wind is likely to be NW, SW, NE and 10-15 km/h, respectively. • Irrigate wheat and coriander crops, when wind speed is low to prevent lodging. • Carry out field preparation for sowing summer vegetable, groundnut and sesame
-----------------------	---

Crops& procure certified seeds as per need.			
Crops	Stage	Insect/Pest/ Variety	Advisory
Summer Groundnut	Sowing	TAG-24,TG-37-A, TPG-41,GG-2, GJG-31	Carry out sowing of summer groundnut as temperature rises to 22-25° C and give seed treatment of Tebuconazole 1.25 gm/1 kg seed. Apply Single Super Phosphate 312 kg, Ammonium sulphate 125 kg and Castor cake 250 kg/ha OR DAP 108 kg, Gypsum 250 kg and castor cake 250 kg/ha as basal.
Summer Sesame	Preparation for sowing	G.Til-2, G.Til-3, G.Til-5	Procure good quality seeds of sesame and carry out sowing of summer SESAME as minimum and maximum temperature rises up to 19 °C and 30°C, respectively and give seed treatment of vitavax (Carboxin 37.5% + Thiram 37.5%) or mencozeb or carbendazim 2-3 gm/1 kg seed. Apply Single Super Phosphate 156 kg and 55 kg urea/ha, OR DAP 54 kg and 33 kg urea/ha as basal.
Brinjal	Transplan-ting	Junagadh oblong, Junagadh long, JBGR 1,GJB 2& 3, GJLB 4, GRB 5	Keep planting distance 90 X 60 cm ² and apply urea 108, single super phosphate 312 and murret of potash 83 kg/ha at sowing time.
Lady finger	Sowing	Guj. Okra Hy.- 2, GJO 3, GJOH 3& 4, GO-6	Keep planting distance 60 X 45 cm ² and apply urea 108, single super phosphate 312 and murret of potash 83 kg/ha at sowing time.
Ridge gourd	Sowing	GJRGH 1, Pusanasdar, Jaipuri,	Keep planting distance 1.5 X 0.5 m ² and apply urea 27, single super phosphate 78 and murret of potash 21 kg/ha at sowing time.
Bottle gourd	Sowing	Junagadh tender long, Pusa summer prolific long	Keep planting distance 2 X 0.5 m ² and apply urea 108, single super phosphate 312 and murret of potash 83 kg/ha at sowing time.
Sponge guard	Sowing	GSG 1,GJSG 2	Keep planting distance 1.5 X 0.5 m ² and apply urea 27, single super phosphate 78 and murret of potash 21 kg/ha at sowing time.
Bitter guard	Sowing	Priya, Pusadomosmi	Keep planting distance 1.0 X 1.0 m ² and apply urea 65, single super phosphate 375 and murret of potash 100 kg/ha at sowing time.
Cluster bean	Sowing	Pusasadabahar, Pusanavbahar, IC-11388	Keep planting distance 60 X 30 cm ² and apply urea 55, single super phosphate 235 and murret of potash 63kg/ha at sowing time.
Water melon	Sowing	Sugar baby, Arkajyoti	Keep planting distance 2.0 X 1.0 m ² and apply urea 108, single super phosphate 312 and murret of potash 83 kg/ha at sowing time.
Garlic	Girthing	Thrips	For thripscontrol spray neem seed extract 5% and make alternative sprays of profenofos 20 ml and lambda-cyhalothrin 14 mlin 10 liters of water.

		 <p>leaf blight (yellowing)</p> 	<p>To prevent leaf blight (yellowing) disease infestation in garlic spray Mencozeb 27 gm in 10 liters of water at 10 days interval as precautionary measure.</p> <p>Do not over irrigate to prevent leaf yellowing disease.</p>
Chick pea	Flowering/pod formation/seed development	<p>Monitor the crop regularly for prodenia and heliothes infestation</p> 	<p>Under present weather condition heliothes infestation observed in chickpea. So, Monitor the crop regularly for heliothes and prodenia infestation.</p> <ul style="list-style-type: none"> • “T” shaped bird perches in and around crop field to be installed for natural controlling the insect population. • Spray neem seed extract 5 % or neem seed oil 50 ml in 10 liters of water. • If infestation cross ETL spray 3 ml Spinosad in 10 liters of water. • Also to prevent blight disease infestation spray Mencozeb 27 gm in 10 liters of water at 10 days interval as precautionary measure. • If stunt virus infestation found spray systemic insecticide to prevent further spread of disease by sucking pest. • Irrigate gram crop at flowering and pod development stage stages.

<p>Cumin</p>	<p>Flowering/grain formation</p>	<p>Aphid and thrips</p> <p>Blight and Powery mildew</p>  <p>Wilt</p> 	<p>Under present weather condition heavy attack of thrips and aphids has been reported spray Acetamiprid 5 gm or imidacloprid 17.8 % 5 ml or carbosulfan 25 % EC 20 /10 liter of water.</p> <p>Under present weather condition spray tebuconazole 10 ml/10 liters of water to prevent blight and powdery mildew infestation.</p>  <p>Stop irrigation to prevent further infection in standing crop.</p> 
<p>Wheat</p>	<p>Dough</p>	<p>-</p>	<ul style="list-style-type: none"> • Apply irrigation at critical stage without stress. • To improve the quality of wheat grain spray 2 % uria solution before the last irrigation and spray mancozeb @ 25 gm/10 lit of water.
<p>Cotton</p>	<p>Picking & pulling of cotton stalk</p>	<p>Heavy aattack of pink boll worm observed in cotton field. Carry out picking in time.</p> <p>Animals like goats, sheep among others, should be allowed to graze on unopened bolls and plant debris in the cotton fields after the last picking to prevent infestation of pink boll worm in subsequent year. After grazing don't burn cotton stalksbut, recycle the stalk by thedoin situ chopping & burying of cotton stalk in soil by mobile chopper and rotavator or make compost from the cotton residues toimprovesoil biomass and health.</p>	

Onion	Growth	Thrips Leaf blight→ 	For thrips control spray neem seed extract 5% and Make alternative sprays of profenofos 20 ml and lambda-cyhalothrin 14 ml in 10 liters of water at 10 days interval. Make alternate spray of Mencozeb 25 gm and Carbendazim 10gm in 10 liters of water at 10 days interval.
Brinjal & Tomato	Flowering/ fruiting	Sucking pest → Shoot & Fruit borer  Mites	Monitor the crop for infestation of white fly in brinjal, if require spray 500 ml of 5 % neem seed extract or neem seed oil 50 ml with diafenthiuron 50 %wp @ 16 gm / 10 lit of water. In brinjal and tomato constant monitoring of borers by using pheromone traps 4-6 per acre is advised, If insect population is above ETL than spraying of chlorantraniliprole 18.5 % SC 3.0 ml or DDVP 7 ml/10 litre of water is advised against fruit borer. If infestation is found, then make spraying of Propargite 57 % EC @ 10 ml/ 10litre of water for the control of Mites under clear sky.
Chili	Flowering & fruiting	Thrips →  Anthracnose → 	Under present weather conditions severe attack of thrips has been reported. Spray profenofos 20 ml with 500 ml of 5 % neem seed extract or neem seed oil 50 ml in 10 litres of water. In case of heavy attack make spray of spinosad or spinetoram 3 ml per 10 liter of water. For the control of Anthracnose spray Mencozeb 27gm OR Chlorothalonil 27 gram OR Fosetyl 20 gm in 10 liters of water at 15 days interval.
Mango	Flowering	Blossom midge and Leaf hopper →  Powdery Mildew →	To prevent damage spray imidacloprid 5 ml/10 litres of water. Spray 15 gm carbendazim in 10 liters of water to

			<p>prevent powdery mildew disease in mango.</p>
<p>Livestock & poultry</p> 	<p>Spray Deltamethrin or Amitraz 2 ml/litre of water for the control of tick. Carry out vaccination for foot and mouth disease. Check up for reproductive diseases evaluation. Provide ad lib warm water to lactating animals. Keep young calves indoors during night time to avoid cold stress. Formilch animals, regularly follow schedule of 1 kg feed + 50 g mineral mixture per 2 liters of milk yield. Feed animals with a mixture of green grass + hay + minerals + dry feed. Carry out sowing of maize for fodder purpose. Put curtains on west side of poultry house.</p>		

Technical Officer, GKMS Unit, DFRS, JAU, Targhadia.



Gramin Krushi Mausam Seva
Main Dry Farming Research Station
Junagadh Agricultural University
Targhadia (Rajkot) - 360 003
Phone: (0281)2784260(O), 2331686(R)
Fax : (0281)2784722, Cell :9426938235



Agro met Advisory Service bulletin No.-92 for the Morbi district

(Issued jointly by DFRS, J.A.U., Targhadia (Rajkot) and India Meteorological Department)

(Period 15 to 19-February- 2020)



Weather forecast until 08-30 hrs. of 19/02/2020






(2) MORBI DISTRICT:




	15/02/20	16/02/20	17/02/20	18/02/20	19/02/20
Rainfall (mm)	0	0	0	0	0
Max. Temp.(°C)	34	34	35	36	36
Min. Temp.(°C)	16	17	18	18	18
Total CC (octa)	1	3	0	0	1
RH-I (%)	34	30	23	19	24
RH-II (%)	17	15	14	13	13
Wind Speed (kmph)	7	10	13	12	5
Wind Direction(deg.)	65	56	67	67	83






Agro meteorological Advisories:-

General Advice	<ul style="list-style-type: none"> • Rain fall: Dry and Mainly clear to clear weather forecasted next five days. • Temperature: Maximum and minimum temperature likely to be in range of 34-36°C and 16-18°C, respectively. • Relative Humidity: The RH-I and RH-II is likely to be in the range of 19-34% & 13-17, respectively. • Wind Direction and Speed: Direction and speed of wind is likely to be NE, E and 5-13 km/h, respectively. • Irrigate wheat and coriander crops, when wind speed is low to prevent lodging. • Carry out field preparation for sowing summer vegetable, groundnut and sesame <p>Crops & procure certified seeds as per need.</p>		
Crops	Stage	Insect/Pest/Variety	Advisory
Summer Groundnut	Sowing	TAG-24, TG-37-A, TPG-41, GG-2, GJG-31	Carry out sowing of summer groundnut as temperature rises to 22-25° C and give seed treatment of Tebuconazole 1.25 gm/1 kg seed. Apply Single Super Phosphate 312 kg, Ammonium sulphate 125 kg and Castor cake 250 kg/ha OR DAP 108 kg, Gypsum 250 kg and castor cake 250 kg/ha as basal.

Summer Sesame	Preparation for sowing	G.Til-2, G.Til-3, G.Til-5	Procure good quality seeds of sesame and carry out sowing of summer SESAME as minimum and maximum temperature rises up to 19 °C and 30°C, respectively and give seed treatment of vitavax (Carboxin 37.5% + Thiram 37.5%) or mencozeb or carbendazim 2-3 gm/1 kg seed. Apply Single Super Phosphate 156 kg and 55 kg urea/ha, OR DAP 54 kg and 33 kg urea/ha as basal.
Brinjal	Transplan-ting	Junagadh oblong, Junagadh long, JBGR 1,GJB 2& 3, GJLB 4, GRB 5	Keep planting distance 90 X 60 cm ² and apply urea 108, single super phosphate 312 and murret of potash 83 kg/ha at sowing time.
Lady finger	Sowing	Guj. Okra Hy.- 2, GJO 3, GJOH 3&4, GO-6	Keep planting distance 60 X 45 cm ² and apply urea 108, single super phosphate 312 and murret of potash 83 kg/ha at sowing time.
Ridge gourd	Sowing	GJRGH 1, Pusanasdar, Jaipuri,	Keep planting distance 1.5 X 0.5 m ² and apply urea 27, single super phosphate 78 and murret of potash 21 kg/ha at sowing time.
Bottle gourd	Sowing	Junagadh tender long, Pusa summer prolific long	Keep planting distance 2 X 0.5 m ² and apply urea 108, single super phosphate 312 and murret of potash 83 kg/ha at sowing time.
Sponge guard	Sowing	GSG 1,GJSG 2	Keep planting distance 1.5 X 0.5 m ² and apply urea 27, single super phosphate 78 and murret of potash 21 kg/ha at sowing time.
Bitter guard	Sowing	Priya, Pusadomosmi	Keep planting distance 1.0 X 1.0 m ² and apply urea 65, single super phosphate 375 and murret of potash 100 kg/ha at sowing time.
Cluster bean	Sowing	Pusasadabahar, Pusanavbahar, IC-11388	Keep planting distance 60 X 30 cm ² and apply urea 55, single super phosphate 235 and murret of potash 63kg/ha at sowing time.
Water melon	Sowing	Sugar baby, Arkajyoti	Keep planting distance 2.0 X 1.0 m ² and apply urea 108, single super phosphate 312 and murret of potash 83 kg/ha at sowing time.
Garlic	Girthing	Thrips  leaf blight (yellowing) 	For thripscontrol spray neem seed extract 5% and make alternative sprays of profenofos 20 ml and lambda-cyhalothrin 14 mlin 10 liters of water. To prevent leaf blight (yellowing) disease infestation in garlic spray Mencozeb 27 gm in 10 liters of water at 10 days interval as precautionary measure. Do not over irrigate to prevent leaf yellowing disease.
Chick pea	Flowering/pod	Monitor the crop	Under present weather condition heliothes infestation

	formation/seed development	regularly prodenia heliothes infestation 	for and observed in chickpea. So, Monitor the crop regularly for heliothes and prodenia infestation. <ul style="list-style-type: none"> • “T” shaped bird perches in and around crop field to be installed for natural controlling the insect population. • Spray neem seed extract 5 % or neem seed oil 50 ml in 10 liters of water. • If infestation cross ETL spray 3 ml Spinosad in 10 liters of water. • Also to prevent blight disease infestation spray Mencozeb 27 gm in 10 liters of water at 10 days interval as precautionary measure. • If stunt virus infestation found spray systemic insecticide to prevent further spread of disease by sucking pest. • Irrigate gram crop at flowering and pod development stage stages.
Cumin	Flowering/grain formation	Aphid and thrips Blight and Powery mildew  Wilt 	Under present weather condition heavy attack of thrips and aphids has been reported spray Acetamiprid 5 gm or imidacloprid 17.8 % 5 ml or carbosulfan 25 % EC 20 /10 liter of water. Under present weather condition spray tebuconazole 10 ml/10 liters of water to prevent blight and powdery mildew infestation.  Stop irrigation to prevent further infection in standing crop. 
Wheat	Dough	-	<ul style="list-style-type: none"> • Apply irrigation at critical stage without stress. • To improve the quality of wheat grain spray 2

			% uria solution before the last irrigation and spray mancozeb @ 25 gm/10 lit of water.
Cotton	Picking & pulling of cotton stalk	<p>Heavy aatack of pink boll worm observed in cotton field. Carry out picking in time.</p> <p>Animals like goats, sheep among others, should be allowed to graze on unopened bolls and plant debris in the cotton fields after the last picking to prevent infestation of pink boll worm in subsequent year. After grazing don't burn cotton stalksbut, recycle the stalk by thedoin situ chopping & burying of cotton stalk in soil by mobile chopper and rotavator or make compost from the cotton residues toimprovesoil biomass and health.</p>	
Onion	Growth	<p>Thrips</p> <p>Leaf blight→</p> 	<p>For thrips control spray neem seed extract 5% and Make alternative sprays of profenofos 20 ml and lambda-cyhalothrin 14 ml in 10 liters of water at 10 days interval.</p> <p>Make alternate sprayofMencozeb 25 gm and Carbendazim 10gm in 10 liters of water at 10 days interval.</p>
Brinjal& Tomato	Flowering/ fruiting	<p>Sucking pest→</p> <p>Shoot &Fruit borer</p>  <p>Mites</p>	<p>Monitor the crop for infestation of white fly in brinjal, if require spray 500 ml of 5 % neem seed extract or neem seed oil 50 ml with diafenthiuron 50 %wp @ 16 gm / 10 lit of water.</p> <p>In brinjal and tomato constant monitoring of borers by using pheromone traps 4-6 per acre is advised, If insect population is above ETL than spraying of chlorantranilprole18.5 % SC 3.0 ml or DDVP7 ml/10 litre of water is advised against fruit borer.</p> <p>If infetation is found, then make spraying of Propargite 57 % EC @ 10 ml/ 10litre of water for the control of Mites under clear sky.</p>

<p>Chili</p>	<p>Flowering & fruiting</p>	<p>Thrips→ </p> <p>Anthracnose → </p>	<p>Under present weather conditions severe attack of thrips has been reported. Spray profenofos 20 ml with 500 ml of 5 % neem seed extract or neem seed oil 50 ml in 10 litres of water. In case of heavy attack make spray of spinosad or spinetoram 3 ml per 10 liter of water.</p> <p>For the control of Anthracnose spray Mencozeb 27gm OR Chlorothalonil 27 gram OR Fosetyl 20 gm in 10 liters of water at 15 days interval.</p>
<p>Mango</p>	<p>Flowering</p>	<p>Blossom midge and Leaf hopper→ </p> <p>Powdery Mildew→ </p>	<p>To prevent damage spray imidacloprid 5 ml/10 litres of water.</p> <p>Spray 15 gm carbendazim in 10 liters of water to prevent powdery mildew disease in mango.</p>
<p>Livestock & poultry </p>	<p>Spray Deltamethrin or Amitraz 2 ml/litre of water for the control of tick. Carry out vaccination for foot and mouth disease. Check up for reproductive diseases evaluation. Provide ad lib warm water to lactating animals. Keep young calves indoors during night time to avoid cold stress. Formilch animals, regularly follow schedule of 1 kg feed + 50 g mineral mixture per 2 liters of milk yield. Feed animals with a mixture of green grass + hay + minerals + dry feed. Carry out sowing of maize for fodder purpose. Put curtains on west side of poultry house.</p>		

Technical Officer, GKMS Unit, DFRS, JAU, Targhadia.



Gramin Krushi Mausam Seva
Main Dry Farming Research Station
Junagadh Agricultural University
Targhadia (Rajkot) - 360 003
Phone: (0281)2784260(O), 2331686(R)
Fax : (0281)2784722, Cell :9426938235



Agro met Advisory Service bulletin No.-92 for the Jamnagar district

(Issued jointly by DFRS, J.A.U., Targhadia (Rajkot) and India Meteorological Department)

(Period 15 to 19-February- 2020)



Weather forecast until 08-30 hrs. of 19/02/2020






(3) JAMNAGAR DISTRICT:




	15/02/20	16/02/20	17/02/20	18/02/20	19/02/20
Rainfall (mm)	0	0	0	0	0
Max. Temp.(°C)	34	34	35	36	36
Min. Temp.(°C)	18	17	17	17	16
Total CC (octa)	3	1	0	0	1
RH-I (%)	57	54	47	39	41
RH-II (%)	32	28	24	23	25
Wind Speed (kmph)	14	16	17	16	14
Wind Direction(deg.)	340	243	18	38	333






Agro meteorological Advisories:-

General Advice	<ul style="list-style-type: none"> • Rain fall: Dry and mainly clear to clear weather forecasted next five days. • Temperature: Maximum and minimum temperature likely to be in range of 34-36°C and 16-18°C, respectively. • Relative Humidity: The RH-I and RH-II is likely to be in the range of 39-57% & 23-32, respectively. • Wind Direction and Speed: Direction and speed of wind is likely to be N, SW, NE, NW and 14-17 km/h, respectively. • Irrigate wheat and coriander crops, when wind speed is low to prevent lodging. • Carry out field preparation for sowing summer vegetable, groundnut and sesame <p style="text-align: center;">Crops & procure certified seeds as per need.</p>		
Crops	Stage	Insect/Pest/ Variety	Advisory
Summer Groundnut	Sowing	TAG-24, TG-37-A, TPG-41, GG-2, GJG-31	Carry out sowing of summer groundnut as temperature rises to 22-25° C and give seed treatment of Tebuconazole 1.25 gm/1 kg seed. Apply Single Super Phosphate 312 kg, Ammonium sulphate 125 kg and Castor cake 250 kg/ha OR DAP 108 kg, Gypsum 250 kg and castor cake 250 kg/ha as basal.

Summer Sesame	Preparation for sowing	G.Til-2, G.Til-3, G.Til-5	Procure good quality seeds of sesame and carry out sowing of summer SESAME as minimum and maximum temperature rises up to 19 °C and 30°C, respectively and give seed treatment of vitavax (Carboxin 37.5% + Thiram 37.5%) or mencozeb or carbendazim 2-3 gm/1 kg seed. Apply Single Super Phosphate 156 kg and 55 kg urea/ha, OR DAP 54 kg and 33 kg urea/ha as basal.
Brinjal	Transplan-ting	Junagadh oblong, Junagadh long, JBGR 1,GJB 2& 3, GJLB 4, GRB 5	Keep planting distance 90 X 60 cm ² and apply urea 108, single super phosphate 312 and murret of potash 83 kg/ha at sowing time.
Lady finger	Sowing	Guj. Okra Hy.- 2, GJO 3, GJOH 3&4, GO-6	Keep planting distance 60 X 45 cm ² and apply urea 108, single super phosphate 312 and murret of potash 83 kg/ha at sowing time.
Ridge gourd	Sowing	GJRGH 1, Pusanasdar, Jaipuri,	Keep planting distance 1.5 X 0.5 m ² and apply urea 27, single super phosphate 78 and murret of potash 21 kg/ha at sowing time.
Bottle gourd	Sowing	Junagadh tender long, Pusa summer prolific long	Keep planting distance 2 X 0.5 m ² and apply urea 108, single super phosphate 312 and murret of potash 83 kg/ha at sowing time.
Sponge guard	Sowing	GSG 1,GJSG 2	Keep planting distance 1.5 X 0.5 m ² and apply urea 27, single super phosphate 78 and murret of potash 21 kg/ha at sowing time.
Bitter guard	Sowing	Priya, Pusadomosmi	Keep planting distance 1.0 X 1.0 m ² and apply urea 65, single super phosphate 375 and murret of potash 100 kg/ha at sowing time.
Cluster bean	Sowing	Pusasadabahar, Pusanavbahar, IC-11388	Keep planting distance 60 X 30 cm ² and apply urea 55, single super phosphate 235 and murret of potash 63kg/ha at sowing time.
Water melon	Sowing	Sugar baby, Arkajyoti	Keep planting distance 2.0 X 1.0 m ² and apply urea 108, single super phosphate 312 and murret of potash 83 kg/ha at sowing time.
Garlic	Girthing	Thrips  leaf blight (yellowing) 	For thripscontrol spray neem seed extract 5% and make alternative sprays of profenofos 20 ml and lambda-cyhalothrin 14 mlin 10 liters of water. To prevent leaf blight (yellowing) disease infestation in garlic spray Mencozeb 27 gm in 10 liters of water at 10 days interval as precautionary measure. Do not over irrigate to prevent leaf yellowing disease.
Chick pea	Flowering/pod	Monitor the crop	Under present weather condition heliothes infestation

	formation/seed development	regularly prodenia heliothes infestation 	for and observed in chickpea. So, Monitor the crop regularly for heliothes and prodenia infestation. <ul style="list-style-type: none"> • “T” shaped bird perches in and around crop field to be installed for natural controlling the insect population. • Spray neem seed extract 5 % or neem seed oil 50 ml in 10 liters of water. • If infestation cross ETL spray 3 ml Spinosad in 10 liters of water. • Also to prevent blight disease infestation spray Mencozeb 27 gm in 10 liters of water at 10 days interval as precautionary measure. • If stunt virus infestation found spray systemic insecticide to prevent further spread of disease by sucking pest. • Irrigate gram crop at flowering and pod development stage stages.
Cumin	Flowering/grain formation	Aphid and thrips Blight and Powery mildew  Wilt 	Under present weather condition heavy attack of thrips and aphids has been reported spray Acetamiprid 5 gm or imidacloprid 17.8 % 5 ml or carbosulfan 25 % EC 20 /10 liter of water. Under present weather condition spray tebuconazole 10 ml/10 liters of water to prevent blight and powdery mildew infestation.  Stop irrigation to prevent further infection in standing crop. 
Wheat	Dough	-	<ul style="list-style-type: none"> • Apply irrigation at critical stage without stress. • To improve the quality of wheat grain spray 2

			% uria solution before the last irrigation and spray mancozeb @ 25 gm/10 lit of water.
Cotton	Picking & pulling of cotton stalk	<p>Heavy aatack of pink boll worm observed in cotton field. Carry out picking in time.</p> <p>Animals like goats, sheep among others, should be allowed to graze on unopened bolls and plant debris in the cotton fields after the last picking to prevent infestation of pink boll worm in subsequent year. After grazing don't burn cotton stalksbut, recycle the stalk by thedoin situ chopping & burying of cotton stalk in soil by mobile chopper and rotavator or make compost from the cotton residues toimprovesoil biomass and health.</p>	
Onion	Growth	<p>Thrips</p> <p>Leaf blight→</p> 	<p>For thrips control spray neem seed extract 5% and Make alternative sprays of profenofos 20 ml and lambda-cyhalothrin 14 ml in 10 liters of water at 10 days interval.</p> <p>Make alternate sprayofMencozeb 25 gm and Carbendazim 10gm in 10 liters of water at 10 days interval.</p>
Brinjal& Tomato	Flowering/ fruiting	<p>Sucking pest →</p> <p>Shoot & Fruit borer</p>  <p>Mites</p>	<p>Monitor the crop for infestation of white fly in brinjal, if require spray 500 ml of 5 % neem seed extract or neem seed oil 50 ml with diafenthiuron 50 %wp @ 16 gm / 10 lit of water.</p> <p>In brinjal and tomato constant monitoring of borers by using pheromone traps 4-6 per acre is advised, If insect population is above ETL than spraying of chlorantranilprole18.5 % SC 3.0 ml or DDVP7 ml/10 litre of water is advised against fruit borer.</p> <p>If infetation is found, then make spraying of Propargite 57 % EC @ 10 ml/ 10litre of water for the control of Mites under clear sky.</p>

<p>Chili</p>	<p>Flowering & fruiting</p>	<p>Thrips→ </p> <p>Anthracnose → </p>	<p>Under present weather conditions severe attack of thrips has been reported. Spray profenofos 20 ml with 500 ml of 5 % neem seed extract or neem seed oil 50 ml in 10 litres of water. In case of heavy attack make spray of spinosad or spinetoram 3 ml per 10 liter of water.</p> <p>For the control of Anthracnose spray Mencozeb 27gm OR Chlorothalonil 27 gram OR Fosetyl 20 gm in 10 liters of water at 15 days interval.</p>
<p>Mango</p>	<p>Flowering</p>	<p>Blossom midge and Leaf hopper→ </p> <p>Powdery Mildew→ </p>	<p>To prevent damage spray imidacloprid 5 ml/10 litres of water.</p> <p>Spray 15 gm carbendazim in 10 liters of water to prevent powdery mildew disease in mango.</p>
<p>Livestock & poultry </p>	<p>Spray Deltamethrin or Amitraz 2 ml/litre of water for the control of tick. Carry out vaccination for foot and mouth disease. Check up for reproductive diseases evaluation. Provide ad lib warm water to lactating animals. Keep young calves indoors during night time to avoid cold stress. Formilch animals, regularly follow schedule of 1 kg feed + 50 g mineral mixture per 2 liters of milk yield. Feed animals with a mixture of green grass + hay + minerals + dry feed. Carry out sowing of maize for fodder purpose. Put curtains on west side of poultry house.</p>		

Technical Officer, GKMS Unit, DFRS, JAU, Targhadia.



Gramin Krushi Mausam Seva
Main Dry Farming Research Station
Junagadh Agricultural University
Targhadia (Rajkot) - 360 003
Phone: (0281)2784260(O), 2331686(R)
Fax : (0281)2784722, Cell :9426938235



Agro met Advisory Service bulletin No.-92 for the Devbhumi Dwarka district

(Issued jointly by DFRS, J.A.U., Targhadia (Rajkot) and India Meteorological Department)

(Period 15 to 19-February- 2020)



Weather forecast until 08-30 hrs. of 19/02/2020






(4) DEVBHUMI DWARKA DISTRICT:




	15/02/20	16/02/20	17/02/20	18/02/20	19/02/20
Rainfall (mm)	0	0	0	0	0
Max. Temp.(°C)	32	32	33	34	34
Min. Temp.(°C)	20	19	19	19	18
Total CC (octa)	4	2	0	0	1
RH-I (%)	59	59	52	42	43
RH-II (%)	28	23	19	18	20
Wind Speed (kmph)	15	16	17	17	14
Wind Direction(deg.)	336	351	17	35	340






Agro meteorological Advisories:-

General Advice	<ul style="list-style-type: none"> • Rain fall: Dry and Mainly clear to clear weather forecasted next five days. • Temperature: Maximum and minimum temperature likely to be in range of 32-34°C and 18-20°C, respectively. • Relative Humidity: The RH-I and RH-II is likely to be in the range of 42-59% & 18-28, respectively. • Wind Direction and Speed: Direction and speed of wind is likely to be NW, N, NE and 14-17 km/h, respectively. • Irrigate wheat and coriander crops, when wind speed is low to prevent lodging. • Carry out field preparation for sowing summer vegetable, groundnut and sesame <p>Crops & procure certified seeds as per need.</p>		
Crops	Stage	Insect/Pest/ Variety	Advisory
Summer Groundnut	Sowing	TAG-24, TG-37-A, TPG-41, GG-2, GJG-31	Carry out sowing of summer groundnut as temperature rises to 22-25° C and give seed treatment of Tebuconazole 1.25 gm/1 kg seed. Apply Single Super Phosphate 312 kg, Ammonium sulphate 125 kg and Castor cake 250 kg/ha OR DAP 108 kg, Gypsum 250 kg and castor cake 250 kg/ha as basal.

Summer Sesame	Preparation for sowing	G.Til-2, G.Til-3, G.Til-5	Procure good quality seeds of sesame and carry out sowing of summer SESAME as minimum and maximum temperature rises up to 19 °C and 30°C, respectively and give seed treatment of vitavax (Carboxin 37.5% + Thiram 37.5%) or mencozeb or carbendazim 2-3 gm/1 kg seed. Apply Single Super Phosphate 156 kg and 55 kg urea/ha, OR DAP 54 kg and 33 kg urea/ha as basal.
Brinjal	Transplan-ting	Junagadh oblong, Junagadh long, JBGR 1,GJB 2& 3, GJLB 4, GRB 5	Keep planting distance 90 X 60 cm ² and apply urea 108, single super phosphate 312 and murret of potash 83 kg/ha at sowing time.
Lady finger	Sowing	Guj. Okra Hy.- 2, GJO 3, GJOH 3& 4, GO-6	Keep planting distance 60 X 45 cm ² and apply urea 108, single super phosphate 312 and murret of potash 83 kg/ha at sowing time.
Ridge gourd	Sowing	GJRGH 1, Pusanasdar, Jaipuri,	Keep planting distance 1.5 X 0.5 m ² and apply urea 27, single super phosphate 78 and murret of potash 21 kg/ha at sowing time.
Bottle gourd	Sowing	Junagadh tender long, Pusa summer prolific long	Keep planting distance 2 X 0.5 m ² and apply urea 108, single super phosphate 312 and murret of potash 83 kg/ha at sowing time.
Sponge guard	Sowing	GSG 1,GJSG 2	Keep planting distance 1.5 X 0.5 m ² and apply urea 27, single super phosphate 78 and murret of potash 21 kg/ha at sowing time.
Bitter guard	Sowing	Priya, Pusadomosmi	Keep planting distance 1.0 X 1.0 m ² and apply urea 65, single super phosphate 375 and murret of potash 100 kg/ha at sowing time.
Cluster bean	Sowing	Pusasadabahar, Pusanavbahar, IC-11388	Keep planting distance 60 X 30 cm ² and apply urea 55, single super phosphate 235 and murret of potash 63kg/ha at sowing time.
Water melon	Sowing	Sugar baby, Arkajyoti	Keep planting distance 2.0 X 1.0 m ² and apply urea 108, single super phosphate 312 and murret of potash 83 kg/ha at sowing time.
Garlic	Girthing	Thrips  leaf blight (yellowing) 	For thripscontrol spray neem seed extract 5% and make alternative sprays of profenofos 20 ml and lambda-cyhalothrin 14 mlin 10 liters of water. To prevent leaf blight (yellowing) disease infestation in garlic spray Mencozeb 27 gm in 10 liters of water at 10 days interval as precautionary measure. Do not over irrigate to prevent leaf yellowing disease.
Chick pea	Flowering/pod	Monitor the crop	Under present weather condition heliothes infestation

	formation/seed development	regularly prodenia heliothes infestation 	for and observed in chickpea. So, Monitor the crop regularly for heliothes and prodenia infestation. <ul style="list-style-type: none"> • “T” shaped bird perches in and around crop field to be installed for natural controlling the insect population. • Spray neem seed extract 5 % or neem seed oil 50 ml in 10 liters of water. • If infestation cross ETL spray 3 ml Spinosad in 10 liters of water. • Also to prevent blight disease infestation spray Mencozeb 27 gm in 10 liters of water at 10 days interval as precautionary measure. • If stunt virus infestation found spray systemic insecticide to prevent further spread of disease by sucking pest. • Irrigate gram crop at flowering and pod development stage stages.
Cumin	Flowering/grain formation	Aphid and thrips Blight and Powery mildew  Wilt 	Under present weather condition heavy attack of thrips and aphids has been reported spray Acetamiprid 5 gm or imidacloprid 17.8 % 5 ml or carbosulfan 25 % EC 20 /10 liter of water. Under present weather condition spray tebuconazole 10 ml/10 liters of water to prevent blight and powdery mildew infestation.  Stop irrigation to prevent further infection in standing crop. 
Wheat	Dough	-	<ul style="list-style-type: none"> • Apply irrigation at critical stage without stress. • To improve the quality of wheat grain spray 2

			% uria solution before the last irrigation and spray mancozeb @ 25 gm/10 lit of water.
Cotton	Picking & pulling of cotton stalk	<p>Heavy aatack of pink boll worm observed in cotton field. Carry out picking in time.</p> <p>Animals like goats, sheep among others, should be allowed to graze on unopened bolls and plant debris in the cotton fields after the last picking to prevent infestation of pink boll worm in subsequent year. After grazing don't burn cotton stalksbut, recycle the stalk by thedoin situ chopping & burying of cotton stalk in soil by mobile chopper and rotavator or make compost from the cotton residues toimprovesoil biomass and health.</p>	
Onion	Growth	<p>Thrips</p> <p>Leaf blight→</p> 	<p>For thrips control spray neem seed extract 5% and Make alternative sprays of profenofos 20 ml and lambda-cyhalothrin 14 ml in 10 liters of water at 10 days interval.</p> <p>Make alternate sprayofMencozeb 25 gm and Carbendazim 10gm in 10 liters of water at 10 days interval.</p>
Brinjal& Tomato	Flowering/ fruiting	<p>Sucking pest→</p> <p>Shoot &Fruit borer</p>  <p>Mites</p>	<p>Monitor the crop for infestation of white fly in brinjal, if require spray 500 ml of 5 % neem seed extract or neem seed oil 50 ml with diafenthiuron 50 %wp @ 16 gm / 10 lit of water.</p> <p>In brinjal and tomato constant monitoring of borers by using pheromone traps 4-6 per acre is advised, If insect population is above ETL than spraying of chlorantranilprole18.5 % SC 3.0 ml or DDVP7 ml/10 litre of water is advised against fruit borer.</p> <p>If infetation is found, then make spraying of Propargite 57 % EC @ 10 ml/ 10litre of water for the control of Mites under clear sky.</p>

<p>Chili</p>	<p>Flowering & fruiting</p>	<p>Thrips → </p> <p>Anthracnose → </p>	<p>Under present weather conditions severe attack of thrips has been reported. Spray profenofos 20 ml with 500 ml of 5 % neem seed extract or neem seed oil 50 ml in 10 litres of water. In case of heavy attack make spray of spinosad or spinetoram 3 ml per 10 liter of water.</p> <p>For the control of Anthracnose spray Mencozeb 27gm OR Chlorothalonil 27 gram OR Fosetyl 20 gm in 10 liters of water at 15 days interval.</p>
<p>Mango</p>	<p>Flowering</p>	<p>Blossom midge and Leaf hopper → </p> <p>Powdery Mildew → </p>	<p>To prevent damage spray imidacloprid 5 ml/10 litres of water.</p> <p>Spray 15 gm carbendazim in 10 liters of water to prevent powdery mildew disease in mango.</p>
<p>Livestock & poultry </p>	<p>Spray Deltamethrin or Amitraz 2 ml/litre of water for the control of tick. Carry out vaccination for foot and mouth disease. Check up for reproductive diseases evaluation. Provide ad lib warm water to lactating animals. Keep young calves indoors during night time to avoid cold stress. Formilch animals, regularly follow schedule of 1 kg feed + 50 g mineral mixture per 2 liters of milk yield. Feed animals with a mixture of green grass + hay + minerals + dry feed. Carry out sowing of maize for fodder purpose. Put curtains on west side of poultry house.</p>		

Technical Officer, GKMS Unit, DFRS, JAU, Targhadia.



Gramin Krushi Mausam Seva
Main Dry Farming Research Station
Junagadh Agricultural University
Targhadia (Rajkot) - 360 003
Phone: (0281)2784260(O), 2331686(R)
Fax : (0281)2784722, Cell :9426938235



Agro met Advisory Service bulletin No.-92 for the Amreli district

(Issued jointly by DFRS, J.A.U., Targhadia (Rajkot) and India Meteorological Department)

(Period 15 to 19-February- 2020)



Weather forecast until 08-30 hrs. of 19/02/2020






(5) AMRELI DISTRICT:




	15/02/20	16/02/20	17/02/20	18/02/20	19/02/20
Rainfall (mm)	0	0	0	0	0
Max.Temp.(°C)	34	34	35	36	36
Min.Temp.(°C)	16	15	16	16	16
Total CC (octa)	0	1	0	0	0
RH-I (%)	46	34	32	31	34
RH-II (%)	22	17	19	20	20
Wind Speed (kmph)	12	13	15	13	11
Wind Direction(deg.)	293	252	35	44	305






Agro meteorological Advisories:

General Advice	<ul style="list-style-type: none"> • Rain fall: Dry and Mainly clear to clear weather forecasted next five days. • Temperature: Maximum and minimum temperature likely to be in range of 34-36°C and 15-16°C, respectively. • Relative Humidity: The RH-I and RH-II is likely to be in the range of 31-46% & 17-22, respectively. • Wind Direction and Speed: Direction and speed of wind is likely to be NW, W, NE and 11-15 km/h, respectively. • Irrigate wheat and coriander crops, when wind speed is low to prevent lodging. • Carry out field preparation for sowing summer vegetable, groundnut and sesame <p>Crops & procure certified seeds as per need.</p>		
Crops	Stage	Insect/Pest/ Variety	Advisory
Summer Groundnut	Sowing	TAG-24, TG-37-A, TPG-41, GG-2, GJG-31	Carry out sowing of summer groundnut as temperature rises to 22-25° C and give seed treatment of Tebuconazole 1.25 gm/1 kg seed. Apply Single Super Phosphate 312 kg, Ammonium sulphate 125 kg and Castor cake 250 kg/ha OR DAP 108 kg, Gypsum 250 kg and castor cake 250 kg/ha as basal.

Summer Sesame	Preparation for sowing	G.Til-2, G.Til-3, G.Til-5	Procure good quality seeds of sesame and carry out sowing of summer SESAME as minimum and maximum temperature rises up to 19 °C and 30°C, respectively and give seed treatment of vitavax (Carboxin 37.5% + Thiram 37.5%) or mencozeb or carbendazim 2-3 gm/1 kg seed. Apply Single Super Phosphate 156 kg and 55 kg urea/ha, OR DAP 54 kg and 33 kg urea/ha as basal.
Brinjal	Transplan-ting	Junagadh oblong, Junagadh long, JBGR 1,GJB 2& 3, GJLB 4, GRB 5	Keep planting distance 90 X 60 cm ² and apply urea 108, single super phosphate 312 and murret of potash 83 kg/ha at sowing time.
Lady finger	Sowing	Guj. Okra Hy.- 2, GJO 3, GJOH 3&4, GO-6	Keep planting distance 60 X 45 cm ² and apply urea 108, single super phosphate 312 and murret of potash 83 kg/ha at sowing time.
Ridge gourd	Sowing	GJRGH 1, Pusanasdar, Jaipuri,	Keep planting distance 1.5 X 0.5 m ² and apply urea 27, single super phosphate 78 and murret of potash 21 kg/ha at sowing time.
Bottle gourd	Sowing	Junagadh tender long, Pusa summer prolific long	Keep planting distance 2 X 0.5 m ² and apply urea 108, single super phosphate 312 and murret of potash 83 kg/ha at sowing time.
Sponge guard	Sowing	GSG 1,GJSG 2	Keep planting distance 1.5 X 0.5 m ² and apply urea 27, single super phosphate 78 and murret of potash 21 kg/ha at sowing time.
Bitter guard	Sowing	Priya, Pusadomosmi	Keep planting distance 1.0 X 1.0 m ² and apply urea 65, single super phosphate 375 and murret of potash 100 kg/ha at sowing time.
Cluster bean	Sowing	Pusasadabahar, Pusanavbahar, IC-11388	Keep planting distance 60 X 30 cm ² and apply urea 55, single super phosphate 235 and murret of potash 63kg/ha at sowing time.
Water melon	Sowing	Sugar baby, Arkajyoti	Keep planting distance 2.0 X 1.0 m ² and apply urea 108, single super phosphate 312 and murret of potash 83 kg/ha at sowing time.
Garlic	Girthing	Thrips  leaf blight (yellowing) 	For thripscontrol spray neem seed extract 5% and make alternative sprays of profenofos 20 ml and lambda-cyhalothrin 14 mlin 10 liters of water. To prevent leaf blight (yellowing) disease infestation in garlic spray Mencozeb 27 gm in 10 liters of water at 10 days interval as precautionary measure. Do not over irrigate to prevent leaf yellowing disease.
Chick pea	Flowering/pod	Monitor the crop	Under present weather condition heliothes infestation

	formation/seed development	regularly prodenia heliothes infestation 	for and observed in chickpea. So, Monitor the crop regularly for heliothes and prodenia infestation. <ul style="list-style-type: none"> • “T” shaped bird perches in and around crop field to be installed for natural controlling the insect population. • Spray neem seed extract 5 % or neem seed oil 50 ml in 10 liters of water. • If infestation cross ETL spray 3 ml Spinosad in 10 liters of water. • Also to prevent blight disease infestation spray Mencozeb 27 gm in 10 liters of water at 10 days interval as precautionary measure. • If stunt virus infestation found spray systemic insecticide to prevent further spread of disease by sucking pest. • Irrigate gram crop at flowering and pod development stage stages.
Cumin	Flowering/grain formation	Aphid and thrips Blight and Powery mildew  Wilt 	Under present weather condition heavy attack of thrips and aphids has been reported spray Acetamiprid 5 gm or imidacloprid 17.8 % 5 ml or carbosulfan 25 % EC 20 /10 liter of water. Under present weather condition spray tebuconazole 10 ml/10 liters of water to prevent blight and powdery mildew infestation.  Stop irrigation to prevent further infection in standing crop. 
Wheat	Dough	-	<ul style="list-style-type: none"> • Apply irrigation at critical stage without stress. • To improve the quality of wheat grain spray 2

			% uria solution before the last irrigation and spray mancozeb @ 25 gm/10 lit of water.
Cotton	Picking & pulling of cotton stalk	<p>Heavy aatack of pink boll worm observed in cotton field. Carry out picking in time.</p> <p>Animals like goats, sheep among others, should be allowed to graze on unopened bolls and plant debris in the cotton fields after the last picking to prevent infestation of pink boll worm in subsequent year. After grazing don't burn cotton stalksbut, recycle the stalk by thedoin situ chopping & burying of cotton stalk in soil by mobile chopper and rotavator or make compost from the cotton residues toimprovesoil biomass and health.</p>	
Onion	Growth	<p>Thrips</p> <p>Leaf blight→</p> 	<p>For thrips control spray neem seed extract 5% and Make alternative sprays of profenofos 20 ml and lambda-cyhalothrin 14 ml in 10 liters of water at 10 days interval.</p> <p>Make alternate sprayofMencozeb 25 gm and Carbendazim 10gm in 10 liters of water at 10 days interval.</p>
Brinjal& Tomato	Flowering/ fruiting	<p>Sucking pest →</p> <p>Shoot & Fruit borer</p>  <p>Mites</p>	<p>Monitor the crop for infestation of white fly in brinjal, if require spray 500 ml of 5 % neem seed extract or neem seed oil 50 ml with diafenthiuron 50 %wp @ 16 gm / 10 lit of water.</p> <p>In brinjal and tomato constant monitoring of borers by using pheromone traps 4-6 per acre is advised, If insect population is above ETL than spraying of chlorantranilprole18.5 % SC 3.0 ml or DDVP7 ml/10 litre of water is advised against fruit borer.</p> <p>If infetation is found, then make spraying of Propargite 57 % EC @ 10 ml/ 10litre of water for the control of Mites under clear sky.</p>

<p>Chili</p>	<p>Flowering & fruiting</p>	<p>Thrips→ </p> <p>Anthracnose → </p>	<p>Under present weather conditions severe attack of thrips has been reported. Spray profenofos 20 ml with 500 ml of 5 % neem seed extract or neem seed oil 50 ml in 10 litres of water. In case of heavy attack make spray of spinosad or spinetoram 3 ml per 10 liter of water.</p> <p>For the control of Anthracnose spray Mencozeb 27gm OR Chlorothalonil 27 gram OR Fosetyl 20 gm in 10 liters of water at 15 days interval.</p>
<p>Mango</p>	<p>Flowering</p>	<p>Blossom midge and Leaf hopper→ </p> <p>Powdery Mildew→ </p>	<p>To prevent damage spray imidacloprid 5 ml/10 litres of water.</p> <p>Spray 15 gm carbendazim in 10 liters of water to prevent powdery mildew disease in mango.</p>
<p>Livestock & poultry </p>	<p>Spray Deltamethrin or Amitraz 2 ml/litre of water for the control of tick. Carry out vaccination for foot and mouth disease. Check up for reproductive diseases evaluation. Provide ad lib warm water to lactating animals. Keep young calves indoors during night time to avoid cold stress. Formilch animals, regularly follow schedule of 1 kg feed + 50 g mineral mixture per 2 liters of milk yield. Feed animals with a mixture of green grass + hay + minerals + dry feed. Carry out sowing of maize for fodder purpose. Put curtains on west side of poultry house.</p>		

Technical Officer, GKMS Unit, DFRS, JAU, Targhadia.



Gramin Krushi Mausam Seva
Main Dry Farming Research Station
Junagadh Agricultural University
Targhadia (Rajkot) - 360 003
Phone: (0281)2784260(O), 2331686(R)
Fax : (0281)2784722, Cell:9426938235



Agro met Advisory Service bulletin No.-92 for the Surendranagar district

(Issued jointly by DFERS, J.A.U., Targhadia (Rajkot) and India Meteorological Department)

(Period 15 to 19-February- 2020)



Weather forecast until 08-30 hrs of 19/02/2020






(6) SURENDRANAGAR DISTRICT:




	15/02/20	16/02/20	17/02/20	18/02/20	19/02/20
Rainfall (mm)	0	0	0	0	0
Max.Temp.(°C)	34	34	35	36	36
Min.Temp.(°C)	16	17	18	18	18
Total CC (octa)	3	2	0	0	1
RH-I (%)	46	31	29	26	26
RH-II (%)	19	16	18	16	16
Wind Speed (kmph)	12	12	14	13	9
Wind Direction(deg.)	237	186	38	55	192






Agro meteorological advisories:

General Advice	<ul style="list-style-type: none"> • Rain fall: Dry and Mainly clear to clear weather forecasted next five days. • Temperature: Maximum and minimum temperature likely to be in range of 34-36°C and 16-18°C, respectively. • Relative Humidity: The RH-I and RH-II is likely to be in the range of 26-46% & 16-19, respectively. • Wind Direction and Speed: Direction and speed of wind is likely to be SW, S, NE and 9-14 km/h, respectively. • Irrigate wheat and coriander crops, when wind speed is low to prevent lodging. • Carry out field preparation for sowing summer vegetable, groundnut and sesame <p>Crops & procure certified seeds as per need.</p>		
Crops	Stage	Insect/Pest/Variety	Advisory
Summer Groundnut	Sowing	TAG-24, TG-37-A, TPG-41, GG-2, GJG-31	Carry out sowing of summer groundnut as temperature rises to 22-25° C and give seed treatment of Tebuconazole 1.25 gm/1 kg seed. Apply Single Super Phosphate 312 kg, Ammonium sulphate 125 kg and Castor cake 250 kg/ha OR DAP 108 kg, Gypsum 250 kg

			and castor cake 250 kg/ha as basal.
Summer Sesame	Preparation for sowing	G.Til-2, G.Til-3, G.Til-5	Procure good quality seeds of sesame and carry out sowing of summer SESAME as minimum and maximum temperature rises up to 19 °C and 30°C, respectively and give seed treatment of vitavax (Carboxin 37.5% + Thiram 37.5%) or mencozeb or carbendazim 2-3 gm/1 kg seed. Apply Single Super Phosphate 156 kg and 55 kg urea/ha, OR DAP 54 kg and 33 kg urea/ha as basal.
Brinjal	Transplan-ting	Junagadh oblong, Junagadh long, JBGR 1,GJB 2& 3, GJLB 4, GRB 5	Keep planting distance 90 X 60 cm ² and apply urea 108, single super phosphate 312 and murret of potash 83 kg/ha at sowing time.
Lady finger	Sowing	Guj. Okra Hy.- 2, GJO 3, GJOH 3& 4, GO-6	Keep planting distance 60 X 45 cm ² and apply urea 108, single super phosphate 312 and murret of potash 83 kg/ha at sowing time.
Ridge gourd	Sowing	GJRGH 1, Pusanadar, Jaipuri,	Keep planting distance 1.5 X 0.5 m ² and apply urea 27, single super phosphate 78 and murret of potash 21 kg/ha at sowing time.
Bottle gourd	Sowing	Junagadh tender long, Pusa summer prolific long	Keep planting distance 2 X 0.5 m ² and apply urea 108, single super phosphate 312 and murret of potash 83 kg/ha at sowing time.
Sponge guard	Sowing	GSG 1,GJSG 2	Keep planting distance 1.5 X 0.5 m ² and apply urea 27, single super phosphate 78 and murret of potash 21 kg/ha at sowing time.
Bitter guard	Sowing	Priya, Pusadomosmi	Keep planting distance 1.0 X 1.0 m ² and apply urea 65, single super phosphate 375 and murret of potash 100 kg/ha at sowing time.
Cluster bean	Sowing	Pusasadabahar, Pusanavbahar, IC-11388	Keep planting distance 60 X 30 cm ² and apply urea 55, single super phosphate 235 and murret of potash 63kg/ha at sowing time.
Water melon	Sowing	Sugar baby, Arkajyoti	Keep planting distance 2.0 X 1.0 m ² and apply urea 108, single super phosphate 312 and murret of potash 83 kg/ha at sowing time.
Garlic	Girthing	Thrips  leaf blight (yellowing) 	For thripscontrol spray neem seed extract 5% and make alternative sprays of profenofos 20 ml and lambda-cyhalothrin 14 mlin 10 liters of water. To prevent leaf blight (yellowing) disease infestation in garlic spray Mencozeb 27 gm in 10 liters of water at 10 days interval as precautionary measure. Do not over irrigate to prevent leaf yellowing disease.

<p>Chick pea</p>	<p>Flowering/pod formation/seed development</p>	<p>Monitor the crop regularly for prodenia and heliothes infestation</p> 	<p>Under present weather condition heliothes infestation observed in chickpea. So, Monitor the crop regularly for heliothes and prodenia infestation.</p> <ul style="list-style-type: none"> • “T” shaped bird perches in and around crop field to be installed for natural controlling the insect population. • Spray neem seed extract 5 % or neem seed oil 50 ml in 10 liters of water. • If infestation cross ETL spray 3 ml Spinosad in 10 liters of water. • Also to prevent blight disease infestation spray Mencozeb 27 gm in 10 liters of water at 10 days interval as precautionary measure. • If stunt virus infestation found spray systemic insecticide to prevent further spread of disease by sucking pest. • Irrigate gram crop at flowering and pod development stage stages.
<p>Cumin</p>	<p>Flowering/grain formation</p>	<p>Aphid and thrips</p> <p>Blight and Powery mildew</p>  <p>Wilt</p> 	<p>Under present weather condition heavy attack of thrips and aphids has been reported spray Acetamiprid 5 gm or imidacloprid 17.8 % 5 ml or carbosulfan 25 % EC 20 /10 liter of water.</p> <p>Under present weather condition spray tebuconazole 10 ml/10 liters of water to prevent blight and powdery mildew infestation.</p>  <p>Stop irrigation to prevent further infection in standing crop.</p> 
<p>Wheat</p>	<p>Dough</p>	<p>-</p>	<ul style="list-style-type: none"> • Apply irrigation at critical stage without stress.

			<ul style="list-style-type: none"> To improve the quality of wheat grain spray 2 % uria solution before the last irrigation and spray mancozeb @ 25 gm/10 lit of water.
Cotton	Picking & pulling of cotton stalk	<p>Heavy aatack of pink boll worm observed in cotton field. Carry out picking in time.</p> <p>Animals like goats, sheep among others, should be allowed to graze on unopened bolls and plant debris in the cotton fields after the last picking to prevent infestation of pink boll worm in subsequent year. After grazing don't burn cotton stalksbut, recycle the stalk by thedoin situ chopping & burying of cotton stalk in soil by mobile chopper and rotavator or make compost from the cotton residues toimprovesoil biomass and health.</p>	
Onion	Growth	<p>Thrips</p> <p>Leaf blight→</p> 	<p>For thrips control spray neem seed extract 5% and Make alternative sprays of profenofos 20 ml and lambda-cyhalothrin 14 ml in 10 liters of water at 10 days interval.</p> <p>Make alternate sprayofMencozeb 25 gm and Carbendazim 10gm in 10 liters of water at 10 days interval.</p>
Brinjal& Tomato	Flowering/ fruiting	<p>Sucking pest →</p> <p>Shoot & Fruit borer</p>  <p>Mites</p>	<p>Monitor the crop for infestation of white fly in brinjal, if require spray 500 ml of 5 % neem seed extract or neem seed oil 50 ml with diafenthiuron 50 %wp @ 16 gm / 10 lit of water.</p> <p>In brinjal and tomato constant monitoring of borers by using pheromone traps 4-6 per acre is advised, If insect population is above ETL than spraying of chlorantraniliprole18.5 % SC 3.0 ml or DDVP7 ml/10 litre of water is advised against fruit borer.</p> <p>If infetation is found, then make spraying of Propargite 57 % EC @ 10 ml/ 10litre of water for the control of Mites under clear sky.</p>

<p>Chili</p>	<p>Flowering & fruiting</p>	<p>Thrips → </p> <p>Anthracnose → </p>	<p>Under present weather conditions severe attack of thrips has been reported. Spray profenofos 20 ml with 500 ml of 5 % neem seed extract or neem seed oil 50 ml in 10 litres of water. In case of heavy attack make spray of spinosad or spinetoram 3 ml per 10 liter of water.</p> <p>For the control of Anthracnose spray Mencozeb 27gm OR Chlorothalonil 27 gram OR Fosetyl 20 gm in 10 liters of water at 15 days interval.</p>
<p>Mango</p>	<p>Flowering</p>	<p>Blossom midge and Leaf hopper → </p> <p>Powdery Mildew → </p>	<p>To prevent damage spray imidacloprid 5 ml/10 litres of water.</p> <p>Spray 15 gm carbendazim in 10 liters of water to prevent powdery mildew disease in mango.</p>
<p>Livestock & poultry </p>	<p>Spray Deltamethrin or Amitraz 2 ml/litre of water for the control of tick. Carry out vaccination for foot and mouth disease. Check up for reproductive diseases evaluation. Provide ad lib warm water to lactating animals. Keep young calves indoors during night time to avoid cold stress. Formilch animals, regularly follow schedule of 1 kg feed + 50 g mineral mixture per 2 liters of milk yield. Feed animals with a mixture of green grass + hay + minerals + dry feed. Carry out sowing of maize for fodder purpose. Put curtains on west side of poultry house.</p>		

Technical Officer, GKMS Unit, DFRS, JAU, Targhadia.